

# *Cameras*derie

The Newsletter of the NIH R&W Camera Club, Bethesda, MD . . . Vol. 51 (5); May 2016



## **“Red Eyes”**

*By Emma Beatty Howells*

# In this Issue

President's Message . . . . .	3
PSA Rep Rap . . . . .	4
May's Judge Nancy Breslin . . . . .	5
Call for Nominations - Lasko Service Award . . . . .	6
In Memory of John Boretos . . . . .	7
April's Poster Session Photos . . . . .	8
May's Travelogue . . . . .	21
Imogene Cunningham Review . . . . .	22
Meet-up Photos . . . . .	25
To Do	
Montgomery County Photo Contest . . . . .	27
Nature Visions . . . . .	29
Brookside Gardens Meet-up . . . . .	30
2016-2017 NIHCC Competition Schedule . . . . .	31
Education Nights . . . . .	32
Register on the NIHCC web site . . . . .	32
NIHCC Information Page . . . . .	33
Membership Application . . . . .	34



“There is nothing worse than a sharp image of a fuzzy concept.”  
— **Ansel Adams**

## Announcement

### ***June Meeting Change***

*Photo of year competition  
with elections,  
awards,  
a raffle, and  
an auction.*

# May's President's Message

By George Lea

Our April meeting was an interactive Poster Session that we introduced as an experiment. Due to some confusion around the booking details, the deadline was extended from Thursday to Sunday. Thank you Emma Howells for helping to resolve the problem!

Twelve members participated in the presentation spanning from novice to advanced and including three master photographers. The four sessions of three simultaneous presenters, interspaced with a ten-minute break, went smoothly. We turned off the lights at nine.

Different approaches to similar subjects were evident, as well as different printing methods: color prints, monochrome prints, and film images printed using the wet chemical process. The Q&A with the image-maker was invaluable. Insights on why and how contributed to the learning experience of both the viewer and exhibitor. For example, there were hints on how to improve prints using digital editing tools, stories of wildlife photography and tips on using available light. A number of viewers took part and benefited from the Q&A.

The Poster Session concept was interpreted differently by several people. Some people felt it should have been more instructive. But it was not meant to be a tutorial on either Lightroom, Photoshop or any other specific processing tool.

In spite of the confusion the board decided to continue to experiment with the Poster Session format and will schedule one during each season next year as one of our regular meetings. Attendance does not mean presentation of prints. It is intended to be an



opportunity to learn from, and about, fellow members and to socialize for a couple of hours.

Planning for the summer program is in the works at this time. At the May meeting please contribute your suggestion for topics. Digital editing and printing tutorials seem to be in high demand. The logistics for these kinds of sessions can be daunting. Several specific suggestions were discussed during the Poster Session and we welcome even more ideas on what you would like to see for the summer. The summer programs seem to be the appropriate time to implement these sessions. Please know we are open to any suggestions on practical approaches to improve our post processing and printing skills. According to Ansel Adams one reaches the halfway mark after the click of the shutter. The next step is the need to complete the process by putting on the finishing touches for the final print.

As we look toward completing our 2015-2016 year, it is unfortunate, due to lack of membership support, our June year-end party is canceled. Instead we will have a regular meeting with elections, awards, a raffle, and an auction. Details will be forthcoming.

# PSA Rep Rap

May 2016

By Dick Sprott



As I write this (April 21) I am trying to stay awake after returning from Quito, Ecuador which involved way too much time on planes and in airports and far too little sleep. Diane needs this column today so here goes.

Margaret and I just spent three weeks traveling to the Amazon, Machu Picchu and the Galapagos with Overseas Adventure Travel (OAT), a travel company many NIHCC members have used for their travels as well. What, if anything, does this have to do with PSA? The link, I'll admit, is indirect, but useful none the less. We all get travel brochures, spam messages and direct mailings intended to make us fall in love with some remote part of the world so that we will part with our hard earned dollars in exchange for the opportunity to make our own photographs of these places. But, are these brochures showing us what these places are really like? Can we trust them to give it to us straight? Don't count on it. So, is there a resource we can trust? Of course! PSA (you knew I'd get there).

PSA maintains three travel aids for its members: a travel aid service that will provide the name(s), addresses, telephone numbers, and email addresses of volunteer(s) who are knowledgeable regarding your destination area; an archive of PSA Journal travel articles, and a travel video library. The PSA resources are, however, only available to members. But, they are free for members, yet another reason to join. Personally, I find the Journal articles, with their wonderful photographs made by people like our club members, my best source of realistic information about places I'd like to see. No source can really prepare you for how you personally will react to new cultures and situations, but the travel aid volunteer will be a better source than a tour company trying to sell you a package. The PSA Journal's articles and conferences can also be a great source of domestic travel inspiration. Videos include: the San Francisco area, Colorado (landmarks and exploring the natural world), Portland, Maine, and South Carolina (plantations and gardens). Now that winter is over and summer is on the way, why not see more of the places close to home? With PSA's help you can increase your chances for photo success.





# May's Judge Nancy Breslin



Nancy Breslin is a fine art photographer who lives and works in Washington, DC. After spending a decade as an academic psychiatrist, she decided in 1997 to leave medicine to pursue a second career as an artist. She completed an MFA at the University of Delaware and received Individual Artist Fellowships from the Delaware Division of the Arts in 2003 and 2008. She has taught photography part-time at the University of Delaware and the Corcoran (DC) and in 2012-2013 was a visiting artist at Winterthur

Museum, Gardens and Library. Her most frequent tools are pinhole and toy cameras, video, and her cell phone.

Her work has been in over 70 group shows and she has had solo or two person exhibitions in Delaware, Pennsylvania, Maryland, DC, Virginia, and Texas. In 2012 one of her toy camera images was selected from over 60,000 as a finalist in the Smithsonian Magazine photo contest.



## May's Competition: Predominant Primary Color(s) or Predominant Black and White if Monochrome

- Primary colors will be defined as the additive primary colors: Blue, Green, and Red ONLY

# Call for Nominations -

## *The 2016 NIH Camera Club Lorraine Lasko Service Award*



In 2013, our long-time member and dear friend, Lorraine Lasko, passed away. Lorraine made an exceptional contribution to our club by serving as our Program Chair – arranging for all of our speakers and judges – for over ten years. To honor her, the club created a special award called the NIH Camera Club Lorraine Lasko Service Award (or the “Unsung Hero” award, for short). This is an annual award and it is time to issue the Call For Nominations for 2016.

Our club is fortunate to have many people who have provided significant service to keep the club running smoothly for the benefit of us all – and we are very grateful to all who have given so generously of their time and talents. However, the Lorraine Lasko Service Award will recognize exceptional service to the club, whether it be long-term service like Lorraine’s or service during a shorter period of time that required exceptional time and effort.

To be eligible for the award, a nominee must be a current member of the NIH Camera Club. However, the service to be recognized may be either past service or service the member is currently providing. An individual member may only win the award once. The award winner will be selected by the Board in a written, secret ballot. Current Board members are eligible for the award; however, if they are nominated, they must recuse themselves from voting to select the winner of the award.

Any current club member may nominate someone for the award by filling out the form below. The Board will accept one nomination per club member.

Name of Nominator: \_\_\_\_\_ Date: \_\_\_\_\_

Name of Nominee: \_\_\_\_\_

Reasons for nominating this person for the Lorraine Lasko Service Award:

---

---

(Use additional paper if necessary)

Send your nomination by regular mail or email to:

Vickie Allin  
5032 Allan Road  
Bethesda, MD 20816  
Email: [vickie.allin@verizon.net](mailto:vickie.allin@verizon.net)

Nominations must be received by no later than Friday, May 20, 2016.


# In Memory of John Boretos

By Dick Sprott

## In Appreciation

NIHCC's longest serving member, John Boretos, passed away April 19 at the age of 85 after an extended illness. I first met John in 1980 when I attended my first NIHCC meeting. At that time John had been a club member and prime mover for nearly 10 years. His knowledge of photo opportunities, techniques and venues was encyclopedic. His willingness to share that knowledge was at the core of the club's role in developing photographic skills for all of its members. I took every course that John taught for the Foundation for Advanced Education in the Sciences (FAES) on the NIH campus and almost all of the workshops and trips John organized and led over the next 25

years including trips to the Shenandoah Valley and to Alaska and St. Paul's Island in the Pribilof Islands. John was my photographic mentor and inspiration and I am certain that many other NIHCC members feel the same way. His commitment to the club continued even after he moved to Florida as he continued to enter our competitions and encourage his kids and grandkids to join the club and compete regularly. No other member of NIHCC has ever had the lasting influence on members that John Boretos had. We were incredibly lucky to have him as a member for more than 40 years and will miss him forever.




John Boretos and his wife Nancy



# April's Poster Session Photos

By Diane J. Poole

On Tuesday, April 12th, the NIH Camera Club hosted their first ever "Poster Session" where several members from the club, including master, advanced and novice photographers, took part in this fun and innovative night. It was exciting to show prints and get instant critiques, feedback, and encouragement from fellow club members. I would highly encourage all photographers to participate in this event in the future.



*The following pages show two digital photos representing each photo club participant.*



## Stan Collyer



### **"After the Storm"**

Shortly before the PSA Conference in West Yellowstone last year, we were driving around Jackson Hole looking for stuff to photograph (there was plenty.) This image of the Tetons was taken shortly after a thunderstorm, when the so-called "God Rays" (properly called crepuscular rays) made a brief appearance. We quickly set up our tripods and happily snapped away. f/11; 1/800 sec; 80mm; ISO 400. Processed with Topaz Simplify ("Dynamic 2 Smooth" preset).

### **"Dominoes"**



We were on a photo tour to Cuba, sponsored by Santa Fe Photo Workshops. These fishermen were taking a break in a fishing co-op near the village of Cojimar. Several photographers were looking over their shoulders, and jockeying for position, but the players paid no attention to us. Cubans take their dominoes seriously. The only light was from an open door and a small window. f/8; 1/40 sec.; 70mm; ISO 1600; handheld. Processed with Nic Silver Effex Pro ("Wet Rocks" preset).

*Suzanne Dater*



***“Savanna Sunrise”  
(Serengeti, Tanzania)***

Taken in February of 2016 with my D610 Nikon camera and 80-400mm, f/4 lens, at f/5.6 1/1000 sec (which I should not have done) and ISO 400. When I first saw the shot it was way too dark. So I increased the exposure, but then had to darken the highlights as the sun was way too bright. I added a small amount of sharpening and saturation. There was a small place on the left of the picture where it was not totally smooth. The reason was that my Epson 2880 printer was vibrating slightly on the table. I presented it as it was. The next day I secured my heavy printer on a solid board so it did not vibrate and that fixed the problem and I reprinted it.



***“Sparring Stallions”  
(Camargue, France)***

Taken in the marshland of southern France in March 2015. I took this shot in two feet of water, wearing rubber boots and chest-high rubber pants, with a tripod and a Nikon D610 camera, 80-400 mm (f/4.5-5.6) lens at 110 mm, 1/1000 sec, f/7.2, ISO 1600. I cropped the shot and did minor sharpening and saturation. These lovely horses spent an hour sparring. The younger one is the darker grey. They finished by being close friends again, standing together muzzle to muzzle.



## Emma Beatty Howells



### **“Golden Orb”**

The spider is a golden orb (also known as a banana spider), so called because their silk has a slightly golden hue. We came across a lot of these while hiking in Costa Rica. But I especially like this photo because of her pose. She looks as if she is waiting and poised to strike once her legs feel the slightest vibration on her web! Shot on my Sony Alpha II at 1/80 at f5.6 with a focal length of 70mm and ISO 400.

### **“Red Eyes”**

The frog is a red eyed tree frog - one of the many frog species that create the background of sound in the tropical forests of Costa Rica. They are beautiful creatures, but don't like to show off their yellow and blue legs too much. Apparently one of their main forms of defense is to sit like this on a leaf and close their eyes to blend in. They try to scare off predators by giving them a fright when they open their red eyes, which appear as if out of nowhere! Shot on my Sony Alpha II at 1/640 at f6.3 with a focal length of 70mm and ISO 800.



*Gosia Klosek*



***“Rain Droplets 2”***


ISO 100 f/10 1/40 sec 200mm



***“Rain Droplets 3”***

ISO 100 F/10 1/30 sec 200mm






***“Classical  
Architecture”***

Irish Abbey, Ennis, Ireland  
was taken with a Linhof field  
camera 4X5 Ilford HP5 film at  
f32@2sec.75mm Nikon lens  
(equivalent to 24mm),-1  
development.

***“Nature in  
Monochrome”***

Palmetto Leaf, Francis  
Bielder Swamp, South  
Carolina. Bronco 645  
medium format, 50mm  
lens f16@125 Tmax 100  
film developed normally.



## George Lea



### ***"Heavenly Bamboo"***

This B&W is "Bamboo Forest," selected for People's Choice Nature Exhibit 2015. Leitz Summicron 35mm/2.0, Ricoh GXR-A12M handheld f5.6, 1/150.



### ***"Red Berries"***

Kern Macro-Sitar, 50mm/1.8, Sony  $\alpha$ 7R handheld f5.6, 1/200.



## *Dale Lewis*



### ***“NY Skyline at Night”***

This photo was taken of the NY Skyline from underneath the Brooklyn Bridge at 10:06 p.m. Beautiful star bursts are seen of the Brooklyn Bridge in the foreground and the Manhattan Bridge in the background. The Empire State Building is also seen in the background. I used a tripod with a Canon T4i, Lens 24-70 mm, F 2.8L, IS II USM; setting: 30 sec, f/16, 25 mm, ISO 100.

### ***“Water Lily”***

This photo was taken in the Botanical Garden of Singapore. Based on critiques from the poster session, I cropped the bottom of the photo to remove some yellow and brown areas which were distracting in the photo. I used a tripod with a Canon T4i, Lens 75-300 mm, 4-5.6, III USM; setting: 1/4 sec, f/11, 300 mm, ISO 100.



*John Norvell*

### ***"Portland Head Lighthouse"***

Portland, Maine. Photo taken before sunset as waves were going out. Taken at f/22 for large depth of field, 1/4 sec. to get ripples in waves.



### ***"Pemaquid Lighthouse Reflection"***

Pemaquid, Maine. Photo taken after sunrise, lying down at surf edge to show reflection. Taken at f/22 for large depth of field, 1/160 sec.



*Kay Norvell*




***"Penguin Families"***

Taken in Antarctica on National Geographic tour.  
Photo taken at f/11 and 1/640 sec.

***"Italian Abbey"***

Taken in Tuscany, Italy. Photo taken at f/11 at 1/30 sec.



*Diane J. Poole*

***“Lady Slipper”***

Photo taken at Longwood Gardens on one of the NIHCC fields trips. iPhone 6s back camera 4.15mm f/2.2. Enhanced using an app called Toon Camera.



***“Day Lily”***

Photo taken from my flower garden grown in our yard in Kensington. Taken using iPhone 4s.



*David Terao*



***“Stewart the Turkey Vulture”***

This image was shot at the Carrie Murray Nature Center located just west of Baltimore. They rehabilitate injured birds of prey and often allow photographers to shoot them. I shot Stewart, the resident turkey vulture, with a Canon 5D Mk III and 180/3.5 macro lens fitted with a 1.4X tele-extender (252mm equivalent). Exposure was 1/5000 sec @ f/8 and ISO 800.



***“Ancient Bristlecone Pine”***

This image was taken at the Ancient Bristlecone Pine Forest in the Inyo National Forest in eastern California. This dead tree is estimated to be 3000-4000 years old, but it doesn't decompose due to its dry climate at 10,000 feet above sea level and with few insects. I used a Panasonic GX7 with a Lumix 12-35mm/2.8 lens (set at 24mm; 48mm equivalent) and ISO 200.

*Jim Turner*




### ***“Blue Poppy”***

I shot this Himalayan Blue Poppy at Longwood Gardens last spring. They are very difficult to grow, but Longwood usually has a large bed in the Conservatory every spring. Shot with available light using a Nikon 105mm/2.8 macro lens at f/11, 1/8 s, ISO 400. Seven images were focus stacked to produce the final image.

### ***“Day Lily (detail)”***

I found this day lily at Brookside Gardens. Five images of the individual stamens were focus stacked to produce the final image (the background was deliberately left out of focus). Nikon 105mm/2.8 macro lens at f/11, 1/125 s.





# May's Travelogue

## *Oahu, Hawaii the Big Island, Maui and Kauai*

Tuesday, May 17, 2016, 8:00PM  
Community Room, Five Star Residence  
By Larry Clare

The islands are the exposed peaks of a great undersea mountain range. The chain was formed by the gradual movement of the earth's crust over a fixed "hotspot" in the Earth's mantle. The oldest island was formed 28 million years ago and newest some 400,000 years ago.

While the islands are tropical in location, around 20 degrees latitude, the climate is dominated by trade winds, which generally provide a very comfortable temperature and humidity level, especially in the winter.

The scenery is remarkable and exotic, with a tremendous variety of flora ranging from lush to desert even on individual islands. The topography

is likewise highly varied, from sea level to 13,000 foot peaks; the drive to the top of Haleakala on Maui takes one to over 10,000 feet on a paved highway. Yet, because Hawaii's lava tends to be very fluid, the slopes of its mountains appear to be remarkably gentle.

We will see Larry's Kodachrome slides from two or three trips taken in the 1980's, to the four most frequently-visited islands -- Hawaii (the "Big Island"), Maui, Oahu, and Kauai. Some of the other islands can be seen over the relatively short

distances between them.


This is a beautiful place, with gorgeous vistas and sunsets unlike almost any other.



# Imogen Cunningham Review

(1883-1976)

By Steve Levitas



I am probably leaving something out, but here is a chronological list of Cunningham's major projects, achievements, and activities, as noted in the Wikipedia article on her ([http://en.wikipedia.org/wiki/Imogen\\_Cunningham](http://en.wikipedia.org/wiki/Imogen_Cunningham)):

- Portraiture
- Pictorial Photography
- Botanical Photography, especially flowers
- Industrial Photography
- Human form, especially hands
- Vanity Fair employment, photographing stars without makeup
- Co-founder of Group f/64 (future article), a Western US modernist group of photographers, with Ansel Adams (March 2014), John Paul Edwards, Sonya Noskowiak, Henry Swift, Willard Van Dyke, and Edward Weston (October 2012)
- Street Photography
- Art Photography Department Faculty at the California School of Fine Arts (invited by Ansel Adams (March 2014), and joined by Minor White (future article) and Dorothea Lange (March 2013))
- Fellow of the American Academy of Arts and Sciences
- Continued to shoot until shortly before her death at age 93

Imogen Cunningham's descendants own and manage her photographic estate. Please have a look at the extensive display of Cunningham's works at the official website of the Imogen Cunningham Trust: <http://www.imogencunningham.com/>. You will see examples of all the genres of photography from the list above. The automatic slide show on the home page alone will give you a taste of Cunningham's wide-ranging finest works. It includes her renowned Two Callas.

What strikes me most about Cunningham's entire body of work, through all her disparate projects, is style. It's hard to pin that term down, but Cunningham has got it, and it glows in all her work.



For this article, I contacted Meg Partridge, granddaughter of Imogen Cunningham, and Director of the Imogen Cunningham Trust. As ours is a non-commercial club, Meg very kindly agreed for me to reproduce a couple of her grandmother's images without charge.

First, let's look at *Coffee Pot*, 1938. I chose this image from hundreds on the Trust's website simply because I like this sort of subject matter. Like Edward Weston's famous *Green Pepper* (October 2012), *Coffee Pot* also has an everyday subject matter and a common background (a small Chinese table) running almost to black. The coffee pot tones run almost to pure white, showing a relationship to Ansel Adams's tonal range. What makes this a brilliant photographic study? Aside from the tonal range, there are the diagonal lines of the table's floating panel, the inversion of one part of the coffee pot, the "S" curve of the handle contrasting with all the other elliptical shapes, the reflections in the polished wood of the tabletop, the stamped manufacturer's mark on the pot bottom, the "kissing" of the two pot halves. But above, all, there is holding power—how long do you want to keep looking at this? A long time. Its simultaneous tranquility and compositional energy holds and holds and holds. It's just a masterpiece.


Meg Partridge reviewed this article in draft. Here is what she said about *Coffee Pot* in an e-mail to me: "I remember that coffee pot well -- and since I worked for her around 1970 (spotting prints as a teenager) Imogen obviously had this coffee pot around a while. It surely captured her eye, and with her very economical ways, she used it for decades!"



*Coffee Pot*, 1938. © 2014 Imogen Cunningham Trust. Used with permission.

Next, let's look at one of Cunningham's portraits. This is the Mexican painter, Frieda Kahlo, a familiar face to everyone. Again, I chose this image because I like this style of portraiture. All the light is coming from a single diffuse source to the right of Kahlo. I suspect it is a large window about 10-15 feet away. There are no additional lights, no secondary light on the other side, no backlight, no highlighting of the hair. Kahlo's left side is almost in darkness. You can just barely make out her features on that side—but there is that tiny spot of light in her eye, and all your attention goes there—it's much more interesting than the entirely black right eye. There is the slightest trace of a Rembrandt Triangle of light under her left eye. There are no props as such—Kahlo wears all her own props on her body with her signature flamboyantly artistic jewelry and clothing.

Imogen Cunningham. Now that is the person I would have liked to have studied under for a degree in Fine Arts.



Frida Kahlo, Painter, 1931. © 2014 Imogen Cunningham Trust. Used with permission.





# NIH and Silver Spring Camera Club

## Some Meet-up Pictures

By Jim Turner


At least five shooters attended the NIHCC/SSCC joint meet-up at the Kite Festival on the Mall on Saturday April 2nd. After a bit of rain in the morning it turned into a sunny and breezy day, perfect for flying kites and photography.



Photos by Jim Turner



Meet up cont.




Photos by David Terao



# 2016 AMATEUR PHOTOGRAPHY CONTEST Application

*Show off your Photography Skills and the Beauty of Montgomery County!*



Entry Due By  
July 1, 2016



Sponsored by Montgomery County Department of Transportation in cooperation with  
Keep Montgomery County Clean and Green



### CATEGORIES FOR MONTGOMERY COUNTY PHOTOGRAPHY CONTEST

<b>MONTGOMERY COUNTY BY DAY</b>	<b>MONTGOMERY COUNTY BY NIGHT</b>
Any photo taken outdoors that depicts something fun, beautiful or exciting during daylight hours.	Any photo taken outdoors that depicts something fun, beautiful or exciting during nighttime hours.
<b>MONTGOMERY COUNTY LANDMARKS</b>	<b>MONTGOMERY COUNTY, HER PEOPLE</b>
Any photo taken outdoors of a natural or manmade commonly recognized landmark or scene; a prominent landscape feature or a historically significant event, building or site.	Any close-up or distant photo taken of one or more persons involved in a leisure or productive activity or community service.
<b>MONTGOMERY COUNTY AT WORK</b>	<b>OPTIONAL YOUTH CATEGORY</b>
Any photo taken of one or more persons at work, contributing to the livability and splendor of our County.	For those 18 years of age or younger who wish to compete against other youth.

### CONTEST RULES

1. Photograph must be taken within Montgomery County by a Montgomery County resident and submitted by the person who took the photo.
2. A photograph **up to 8 x 10 inches** will be accepted. The **entrant's name, address, telephone number, and the location in Montgomery County where the photo was taken must** should be written clearly on the back of the photo. **Photograph must be dry mounted on mat board, foam core or a similar hard board no larger than 12 x 14 inches.**
3. The photo will NOT be returned and may be used by the contest sponsors in future promotions.
4. Only **ONE photograph per person** will be accepted. Choose ONE category from above.
5. Photo will be judged by accomplished photographers selected by the Montgomery County Department of Transportation (MCDOT). Judging will be based on originality, subject matter interest, visual appeal, and consistency with the category theme. The decision of the judges is final.
6. Members of Keep Montgomery County Clean and Green (KMCCG) and their families are not eligible to enter the contest.
7. Entrants must have a signed release from anyone who is recognizable in the photo affirming that it is permissible to use their photo in the contest and in print. If the subject is under the age of 18 the release must be signed by a parent or guardian. Enclose the signed release with the photo. The release form is available online or call 240-777-7155 or email [mcdot.outreach@montgomery.com](mailto:mcdot.outreach@montgomery.com).
8. MCDOT and KMCCG assume no responsibility for the photograph.
9. If the photograph is considered lewd or unsuitable for public display it will be rejected. If the photograph is late, mutilated, previously entered/published or is not eligible, it will not be considered. MCDOT is solely responsible for making this decision.
10. Photo winners will be invited to attend an awards ceremony. All winning entrants will receive a certificate and gift. Awards are publicized in press releases, online and through social media. Photographs may be displayed at various County facilities.

**QUESTIONS?** Contact us at 240-777-7155 or [mcdot.outreach@montgomerycountymd.gov](mailto:mcdot.outreach@montgomerycountymd.gov).



# NATURE VISIONS 2016 PHOTO EXPO



## **Nature Visions Photo Expo 2016**

**November 18-20, 2016**

**Hylton Performing Arts Center, Manassas, VA**

The Nature Visions Photo Expo is an exciting three day educational event held every year on George Mason University's campus and sponsored by area Camera Clubs including our club. It is open to the public and designed for photographers from beginners to professional.

Since NIHCC is a sponsoring club YOU are encouraged to participate in the following:

- Education - Attend lectures and workshops led by internationally known professional photographers (some fee based and some free).
- Photo Exhibition - Submit your images to a juried exhibition (some 300 out of 1000+ entries will be chosen, only members of sponsoring clubs can enter). You will be able to submit up to 8 images total, 6 in various nature categories (Macro, Water, Landscapes, Birds, Wildlife, Flora) and 2 in the Photo Art category. Online submissions will begin in mid to late August and remain open for 4 weeks, so it's time to start thinking about your entries.
- Merchandise Sales - Peruse photography equipment, books, tours all at discounted prices

For more information visit the Nature Visions website (<http://naturevisions.org>) or contact Jim Turner ([Jim\\_Turner\\_1945@yahoo.com](mailto:Jim_Turner_1945@yahoo.com)) or Gary McDavid ([gmc david@verizon.net](mailto:gmc david@verizon.net))



Brookside Gardens - Brookside Gardens - Brookside Gardens - Brookside Gardens - Brookside Gardens

## Meet-Up at Brookside Gardens

By Jim Turner

The next NIHCC/SSCC joint midweek meet-up will be on the morning of Tuesday, May 3 to Brookside Gardens. The gardens are open from sunrise to sunset so people can arrive when they wish. We will arrange a place to meet at 9:00 am. Tripods are allowed in the outdoor gardens but must be kept out of the flower beds. Tripods are not allowed in the Conservatory although you are free to photograph there.

Information on what is expected to be bloom can be found here:

<http://www.montgomeryparks.org/brookside/blooms.shtm>



Photo by Jim Turner

# 2016-2017 NIHCC Competition Schedule

**September:** **Six Month Open – Images must be taken after March 1, 2016.** Can be any subject. This topic encourages people to develop a new portfolio and participate in or lead upcoming club field trips. The images could feature Spring, summer travels or seasonal activities. It could also feature skills that you obtained or projects you worked on over the summer months.

**October:** **Water** - Images in which the principal subject is water (anything from droplets to oceans), either stationary or in motion.

**November:** **Critique/Poster Session**

**December:** **Abstract Patterns/Textures** - Images in which the object being photographed is not readily identifiable.

**January:** **Macros** - Close-up images of any object(s), created with or without a macro lens.

**February:** **Open** – Can be any subject

**March:** **Urban Images** - Images depicting scenes in an urban environment (e.g., buildings, roads, vehicles, etc.), either with or without people.

**April:** **Night Scenes** - Images of anything obviously taken after dark.

**May:** **Critique/Poster Session**

**June:** **Photo of the Year Competition**

**BELOW IS A SMALL CUT OUT COPY TO PUT ON YOUR CAMERA:**

SEP: Open Images taken after March 1, 1916  
OCT: Water  
DEC: Abstract Patterns/Textures  
JAN: Macros  
FEB: Open  
MAR: Urban Images  
APR: Night Scenes



## Save the Date for Education Night

Tuesday, June 28. Denise Silva, "Textures and Blending"



## Register on the NIHCC web site

Our Webmaster Emma Beatty Howells has worked very hard to make our website awesome. If you haven't registered yet, please do! If you have any questions about the way things work, check out the e-mail she sent to the group or you can e-mail her and ask. Here is a link to the first two informative pages of her link.

<http://www.nihcameraclub.com>

## Club Officers and Committees

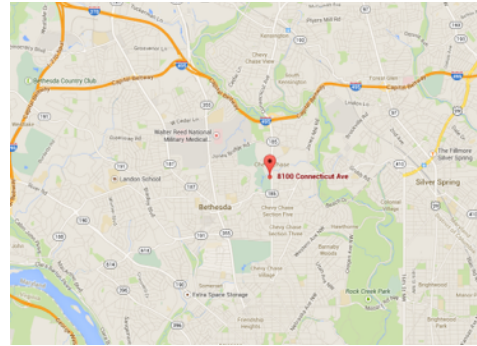
**President:** George K. Lea-[gkoollea@yahoo.com](mailto:gkoollea@yahoo.com)  
**Vice President:** Diane J Poole-[DianeJPoole@gmail.com](mailto:DianeJPoole@gmail.com)  
**Secretary:** Linda Eisenstadt-[linstadt@aol.com](mailto:linstadt@aol.com)  
**Treasurer:** Stan Collyer-[sccollier@aol.com](mailto:sccollier@aol.com)  
**Past President:** Susanne Strickland-  
[SandCStrick355@verizon.net](mailto:SandCStrick355@verizon.net)  
**Program Chair:** Kevin Hanlon-[kghdublin@gmail.com](mailto:kghdublin@gmail.com)  
**Education Chair:** Jim Turner-[Jim\\_Turner\\_1945@yahoo.com](mailto:Jim_Turner_1945@yahoo.com)  
**Field Trip Chair:** **Vacant**  
**Digital Czar:** Quentin A. Fisher-[quentin.fisher@verizon.net](mailto:quentin.fisher@verizon.net)  
Dale Lewis-[Dale2wis@gmail.com](mailto:Dale2wis@gmail.com)  
**Hospitality Chair:** **Vacant** Linda Eisenstadt (Interim)  
**Membership Coordinator:** Leonor Guillen:  
[Leoguillen@verizon.net](mailto:Leoguillen@verizon.net)  
**Nominating Committee Chair:** **Vacant**  
**Outreach Coordinator:** Melissa Park:  
[melissa4tcmo@gmail.com](mailto:melissa4tcmo@gmail.com)  
**PSA Rep:** Dick Sprott-[sprottrichard@gmail.com](mailto:sprottrichard@gmail.com)  
**Nature Visions Rep:** Jim Turner-  
[Jim\\_Turner\\_1945@yahoo.com](mailto:Jim_Turner_1945@yahoo.com)  
**Nature Visions Alt:** Gary McDavid [gmcdavid@verizon.net](mailto:gmcdavid@verizon.net)  
**Newsletter Content and Layout:** Diane J Poole  
[DianeJPoole@gmail.com](mailto:DianeJPoole@gmail.com)  
**Competition winners contact:** Bruce Liffiton:  
[bruce@visualedge.tv](mailto:bruce@visualedge.tv)  
**Newsletter Proofreader:** Stan Collyer-[sccollier@aol.com](mailto:sccollier@aol.com)  
Louise McLaughlin: [lou.mclaugh@gmail.com](mailto:lou.mclaugh@gmail.com)  
**Website Coordinators:** John and Kay Norvell  
[norvellj@msn.com](mailto:norvellj@msn.com), [eknorvell@icloud.com](mailto:eknorvell@icloud.com)  
**Webmaster:** Emma Beatty Howells- [embt01@gmail.com](mailto:embt01@gmail.com)  
**Website Committee Chair:** Saul Pleeter-[pleeters@gmail.com](mailto:pleeters@gmail.com)  
**Web Address:** <http://www.nihcameraclub.com>

This newsletter is published monthly by the National Institutes of Health Camera Club, Bethesda, MD. Submit items for publication to Diane J Poole  
[DianeJPoole@gmail.com](mailto:DianeJPoole@gmail.com)

## Meetings

### Five Star Premier Residences of Chevy Chase

8100 Connecticut Avenue  
Chevy Chase, MD 20815



**Competition Night:** Second Tuesday of the month

**Education Night:** Fourth Tuesday of the month

## About the NIH Camera Club

The NIH Camera Club is sponsored by the Recreation and Welfare Association of the National Institutes of Health. Its purpose is to encourage its members to increase their knowledge, skills, and enjoyment of photography by holding meetings, classes, lectures, and demonstrations of the various phases of photography, and conducting workshops, photographic competitions, and other photography related activities. Membership is open to all, not just NIH employees.

Meetings are normally held on the second and fourth Tuesday of each month from September through June at 7:00 P.M. at the Five Star Premier Residences on Connecticut Avenue in Chevy Chase, MD, or the Cedar Lane Unitarian Universalist Church in Bethesda, MD.

## How to Join the NIH Camera Club

Complete membership form (find on the web site and attached to each newsletter or pick up at a meeting). Please note that you must be a member to compete in the monthly competitions.

Mail membership form and check to the Treasurer:  
Stan Collyer 8817 Belmont Road Potomac, MD 20854 or submit at a regular meeting.  
**You do not have to work at NIH to join the club.**

© NIH Camera Club and its Contributors.

The contents of *Cameraderie* are copyrighted. No material herein may be reproduced in any manner without the written permission of the Editor or the material's author.

# MEMBERSHIP APPLICATION and RENEWAL FORM

## National Institutes of Health Recreation and Welfare Camera Club (NIHCC)

The NIH R&W Camera Club is sponsored by the NIH Recreation and Welfare (R&W) Association. Historically, the club's membership consisted of current and former NIH employees and their families. The club is now open to anyone who has an interest in photography. However, **all** members must belong to the NIH R&W. Camera club membership is renewable in September. R&W membership is renewable every January. The Treasurer collects Camera Club dues in September and, as a convenience to members, also collects the next year's R&W dues at the same time. The next year's R&W membership materials will then be distributed as soon as they are available.

DATE: \_\_\_\_\_

NAME: \_\_\_\_\_

HOME or WORK ADDRESS: \_\_\_\_\_

PHONE #: HOME \_\_\_\_\_ CELL \_\_\_\_\_ WORK \_\_\_\_\_

E-MAIL ADDRESS \_\_\_\_\_

Do you want to receive R&W notices by e-mail? Yes \_\_\_\_\_ No \_\_\_\_\_

\*\*\*\*\*

FEES (please check the appropriate line(s):

\$\_\_ Single membership: **\$31** + R&W membership (required): **\$9** = **\$40**

\$\_\_ Single membership (already R&W member): **\$31** R&W number(s) \_\_\_\_\_

\$\_\_ Family membership: **\$46** + R&W family membership (required): **\$9 each** (each family member must join)

Family members must live in same household      2 family members = **\$64**      3 family members = **\$73**

\$\_\_ Newsletter mailing (*newsletter is normally sent by e-mail - pay this **only** if you also want it mailed*): **\$20**

TOTAL AMOUNT PAID \$\_\_\_\_\_ Cash \_\_\_\_\_ Check # \_\_\_\_\_

\*\*\*\*\*

MAKE CHECKS PAYABLE TO: **NIH Camera Club**

SEND TO: Stan Collyer, Treasurer  
8817 Belmart Road  
Potomac, MD 20854  
H-301-299-6955  
Email: [sccollier@aol.com](mailto:sccollier@aol.com)

\*\*\*\*\*

**Please indicate how you would like to be involved in NIH Camera Club activities:**

- |   |  |
|---|--|
| ___ <i>Help find program speakers/judges</i>          | ___ <i>Assist with field trips or workshops</i>          |
| ___ <i>Help publicize the Annual Open Competition</i> | ___ <i>Assist with bi-annual and other social events</i> |
| ___ <i>Help to welcome new members</i>                | ___ <i>Help with club outreach activities</i>            |
| ___ <i>Help with club exhibitions</i>                 |  |
| ___ <i>Other</i>                                      |  |

\*\*\*\*\*

### WAIVER

**I hold the NIH Camera Club (NIHCC) and each member of NIHCC, individually and collectively, blameless for any injury that may occur to me or my guests, or my property while participating in any NIHCC activity or event.**

-----  
Print Name

\_\_\_\_\_  
Signature

\_\_\_\_\_  
Date