



Competition Winners


February 2020

Abstract



Novice Digital		
Karen Goldman	Surfing the Dunes	1
Karen Goldman	The Storm Approaches	2
Dan Smith	Puddles in Utah	3
Robert Cox	Pond Scum	H
Advanced Digital		
Gosia Klosek	Earful	1
Gosia Klosek	The Monument	2
Nicolas Raymond	Nautilus Spiral	3
George Lea	Transition to Chaos	H
Novice Monochrome		
Rhina Cabezas	Abstract Lines	1
Advanced Monochrome		
Doug Wolters	Silver Springs	1
Diane Poole	Trains of San Francisco	2
Nicolas Raymond	Broccosaurus Rex	3
Stan Collyer	Oculus	H
Novice Color		
Rhina Cabezas	Magic Burst	1
Rhina Cabezas	Traditional Loom	2
Advanced Color		
Kay Norvell	Organ Pipes	1
Gosia Klosek	Not a Spider	2
Karen Goldman	The Derecho	3
Nicolas Raymond	Barking Rose	H
Gosia Klosek	Inspired by Rothko, II	H

Novice Digital



First Place: “Surfing the Dunes”

By Karen Goldman

This began as an image with a slightly blue cast of ripples and shadows on the Mesquite Flat sand dunes at Death Valley National Park. I increased the contrast and saturation and applied a Photoshop Elements filter to add waves to the pattern. Nikon D7200, Nikkor 55-300 mm lens at 116 mm, f/16, 1/125s, ISO 640.



Second Place: “The Storm Approaches”

By Karen Goldman


This is an image of a labradorite pendant. When viewed at different angles, labradorite may appear dull or display iridescent colors (often blue and green) due to reflections on internal layers, a phenomenon known as “labradorescence.” I moved the lighting to capture the colors without surface reflections. Nikon D7200, Nikkor 18-55 mm lens at 55 mm, f/16, 2.5s, ISO 180.



Third Place: “Puddles in Utah”

By Dan Smith

Often I find Interesting pictures looking at my feet. Here, I was walking in a tributary of the San Juan River, on a cloudless mid-July day. Due to the time (4PM) and high canyon walls, shadows were appearing on the otherwise sunny canyon floor, with its multi-colored rock and scattered puddles, producing this abstract pattern of shapes and tones. Probably it was a point-and-shoot moment, and subsequent image manipulation was very minor. Camera was a Panasonic DMC-LF1, with f/4, ISO 64, and 1/60 exposure.




HM: “Pond Scum”

By Robert Cox

This image is of "scum" (algae and plants) on the surface of the C&O canal, near the Great Falls park. Captured with my iPhone 8+, then processed in my custom software to give it the "van Gogh" swirling, then further color/contrast twiddling in GIMP and Lightroom.

Advanced Digital



First Place: “Earful”

By Gosia Klosek

This is a detail of a Yellowstone hot spring. The color (a little upped here) is generated by bacteria that live at specific water temperatures. White and grey are rock deposits, with water ripples frozen with a fast shutter speed. The title relates to a story I've made interpreting the shapes.
Nikon ISO 2500 f/7.1 1/3200 ISO 2500.

Second Place: “The Monument”

By Gosia Klosek

This is a reflection of the Washington Monument in a side pool of the Second War Memorial, taken at sunset when the monument's reflection was bright yellow/orange. I increased the color's intensity and changed the boring color of the edge between yellow and blue to bright red, just make the image more eye-catching.
Nikon ISO 800 f/5.6 1/250 sec 180mm





Third Place: “Nautilus Spiral”


By Nicolas Raymond

Macro spiral cross section of a Nautilus pompilius shell. Captured during my time volunteering for the mollusk imaging team at the Smithsonian Museum of Natural History in Washington DC, where for the most part I photograph holotype specimens at specific angles, and assemble them into technical image plates. While looking through their collection, this particular nautilus shell caught my interest for its spiraling pattern, and felt compelled to zoom in close. Hoping to shed some creative light amidst a whole lot of technical work, apparently they liked my Nautilus Spiral enough to include a framed print as decoration on the walls within the Smithsonian Department of Invertebrate Zoology :-). Shutter Speed: 4 seconds, Aperture: F/14, Focal Length: 100 mm, ISO: 100


HM: “Transistion to Chaos”

By George Lea

Images captured on a walk in the KRKA National Park, Croatia. Sony a7R, Summicron symmetric IV, f2.0/35mm, ISO 200, f5.6, 1/50sec. Handheld



Novice Monochrome Prints



First Place: “Abstract Lines”

By Rhina Cabezas

Description: While photographing a traditional loom in Apaneca, El Salvador, I saw the (abstract) lines created by the different directions of the threads underneath the loom.
Canon, 50 mm, f/22, 8.0 sec

Advanced Monochrome Prints



First Place: “Silver Springs”


By Doug Wolters

In downtown Silver Spring, there is a wonderful large sculpture consisting only of springs. This was shot with a Canon 5D Mark III with a Canon EF 240105 f / 4 lens, ¼ sec. at f / 22, ISO 400 on a tripod.

Second Place: “Trains of San Fran”

By Diane Poole

This image was taken from our plane as we flew in to San Francisco in January of last year. I “squiggled” the image using an app I purchased called PhotoStudio. This picture was taken with my IphoneXS.



Third Place: “Broccosaurus Rex”

By Nicolas Raymond

Macro photo of Romanesco broccoli with low key toning applied for more dramatic impact. Originally inspired by previous images of this particular broccoli type I had seen for its beautiful fractal patterns, yet frustrated that I could not find one to photograph despite searching on & off for a couple years at various grocery stores. Finally happy to find Romanesco broccoli sold at the farmer’s market in Bethesda, and furiously proceeded to take as many pictures as I could before it met with the oven for ravenous consumption. At this particular angle the photo reminded me of an abstract dinosaur head, hence the title Broccosaurus Rex. Shutter Speeds (bracketed on tripod for HDR): 1/15, 1/8, 1/4, 1/2 & 1 seconds, Aperture: F/8, Focal Length: 100mm, ISO: 100



HM: “Oculus”

By Stan Collyer

This image began life as a photo of the roof of the Oculus building at the World Trade Center transportation hub. I liked the repeating patterns but decided something more was needed, so I made a series of transformations in Photoshop, using some of its “filters” that can distort an image in various ways. If you enjoy creating abstract imagery this is a fun exercise, and you never know what you’ll come up with. Our judge didn’t much care for created (versus found) abstracts, but she relented and gave this one an HM. Originally shot at 1/30 sec, f/8, 70mm, ISO 400.



Novice Color Prints



First Place: “Magic Burst”

By Rhina Cabezas

Description: Fireworks are traditionally used as part of the end of year festivities in El Salvador. This image was taken in San Salvador on Christmas Day. The sparkles and energy captured in this photograph create an abstract and magic burst. Canon, 19mm, f/3.5, 4.0 sec

Second Place: “Telar Tradicional (Traditional Loom)”

By Rhina Cabezas

Description: This is a traditional loom still used in some small towns and villages in El Salvador to produce textiles. This particular loom, located in Apaneca (El Salvador), is used by local artisans to create products for souvenirs stores. The colors and the way the threads interconnect create an abstract image. Canon, 59mm, f/5, 1/8 sec.



Advanced Color Prints



First Place: “Organ Pipes”

By Kay Norvell


The photo was taken at the Sibelius Memorial in Helsinki, Finland. The memorial is composed of old organ pipes and it plays “music” when the wind blows through it.

Second Place: “Not a Spider”

By Gosia Klosek

This is an image of fireworks, after inverting the colors. Changing the focal length during the exposure made the spider's legs hairy.

Nikon ISO 100 f/10 4sec variable focal length
28-300 mm





Third Place: “The Derecho”


By Karen Goldman

This began as an image with a slightly blue cast of ripples and shadows on the Mesquite Flat sand dunes at Death Valley National Park. I increased the contrast and saturation and applied a Photoshop Elements filter to add waves to the pattern. Nikon D7200, Nikkor 55-300 mm lens at 116 mm, f/16, 1/125s, ISO 640.

HM: “Barking Rose”

By Nicolas Raymond

Macro photo of a rose digitally manipulated with a texture of wood bark. This started as an experiment from two separate images of mine, not thinking each one could really stand out on its own, but hoping to combine them in a way that exceeded the sum of both parts. Effectively using the wood bark as a flat surface for color, while using the rose's shadows as a mask for punching into the wood and creating more depth / volume.



HM: “Inspired by Rothko, II”

By Gosia Klosek

Five different color glass bottles were placed on the outer edge of a table placed against a wall and covered with a white sheet of fabric that also draped the wall. Then the bottles were illuminated by a desk lamp, casting colorful shadows. The picture is captured from the side, avoiding the bottles themselves, so the result you see is rotated and cropped. Rugged edges are added to make it more Rothko-like.