


# *Camerasaderie*

The Newsletter of the NIH R&W Camera Club, Bethesda, MD . . . Vol. 51 (2); February 2016



David Terao Oil Abstract

# President's Message: By George Lea

The Board has decided to try an experiment and substitute our Critique Session in April/May for a Poster Session. A Critique Session had been planned for April, but due to a schedule issue, it might have to be interchanged with the May Competition Session. Please stay tuned for this change.



Our club programs; competitions, critiques, etc. usually run short of time for individual exchanges. Therefore, we have missed out on the wealth of expertise/experiences of our members. The experimental Poster Session is designed to have a one-on-one exchange/Q & A between the photographer and the viewer(s).

The exhibitor will show a limited sample of prints at a station and the viewers will walk from station to station to view and exchange comments. Each segment will be twenty minutes with a break after which the exhibitors will be rotated. Our initial estimate of four (4) exhibitors per segment and four (4) segments over our two-hour meeting period, means that sixteen (16) volunteer exhibitors/presenters can easily be accommodated.

We encourage all members regardless of your experience to participate in this experiment. It is an opportunity for us to learn from each other and get to know each other.

The topic(s) is open, your choice color and/or monochrome with no restrictions on digital edits. The only requirement is that the all of the image elements must have been captured by you.

# Competition Winners:


## Advanced-Light Modification

### Novice-Texture

| Member              | Date   | Subject Area       | Level | Medium Category | Title                                   | Place |
|---------------------|--------|--------------------|-------|-----------------|---|-------|
| Terao, David        | Jan-16 | Light Modification | Adv   | B&W             | Curves and Squares                      | 1     |
| Terao, David        | Jan-16 | Light Modification | Adv   | B&W             | Northwest Branch                        | 2     |
|                     |        |                    |       |                 |   |       |
| Poole, Diane        | Jan-16 | Texture            | Nov   | B&W             | Lucy's Nose                             | 1     |
| Poole, Diane        | Jan-16 | Texture            | Nov   | B&W             | Annapolis Rope                          | 2     |
| Eisenstadt, Linda   | Jan-16 | Texture            | Nov   | B&W             | Dutchess Maho in B&W                    | 3     |
|                     |        |                    |       |                 |   |       |
| Turner, Jim         | Jan-16 | Light Modification | Adv   | Color           | Polarized Marbles                       | 1     |
| Turner, Jim         | Jan-16 | Light Modification | Adv   | Color           | Pears and Shadows                       | 2     |
| Terao, David        | Jan-16 | Light Modification | Adv   | Color           | Oil Abstract                            | 3     |
|                     |        |                    |       |                 |   |       |
| Klosek, Gosia       | Jan-16 | Texture            | Nov   | Color           | Study in Texture 1                      | 1     |
| Kruppa, Lisa        | Jan-16 | Texture            | Nov   | Color           | Sunflower                               | 2     |
| Klosek, Gosia       | Jan-16 | Texture            | Nov   | Color           | Study in Texture 2                      | 3     |
|                     |        |                    |       |                 |   |       |
| Terao, David        | Jan-16 | Light Modification | Adv   | Digital         | Spirit                                  | 1     |
| Terao, David        | Jan-16 | Light Modification | Adv   | Digital         | Dandelion Glow                          | 2     |
| Norvell, John       | Jan-16 | Light Modification | Adv   | Digital         | Spring Rain                             | 3     |
|                     |        |                    |       |                 |   |       |
| Spellman, Gloria    | Jan-16 | Texture            | Nov   | Digital         | Scales and More Scales                  | 1     |
| Eisenstadt, Linda   | Jan-16 | Texture            | Nov   | Digital         | Harbor Cables                           | 2     |
| Kruppa, Lisa        | Jan-16 | Texture            | Nov   | Digital         | Fuzzy Leaf                              | 3     |
| Smith, Dan          | Jan-16 | Texture            | Nov   | Digital         | Along the Appalachian Trail in Virginia | H     |
| Smith, Dan          | Jan-16 | Texture            | Nov   | Digital         | Tree wrapped around a rock in Utah      | H     |
| Laurendeau, Cecelia | Jan-16 | Texture            | Nov   | Digital         | Peeling                                 | H     |
| Klosek, Gosia       | Jan-16 | Texture            | Nov   | Digital         | Rain Drops                              | H     |

Watch for further information about our  
experimental **POSTER SESSION.**

## Competition Winners



### David Terao

1st Place (Adv Monochrome Print)

**Curves and Squares** - The office building was shot in downtown Silver Spring using a Panasonic GX7 camera and 12-35mm lens (set at 24mm equivalent). A 60-second exposure was used to streak the clouds across the sky using two neutral density filters (10X and 3X).

### David Terao

2nd Place (Adv Monochrome Print)

**Northwest Branch** - This photo of the Northwest Branch Anacostia River was taken right off Route 29 (Colesville Road) using a Canon 5D Mk III camera and 24-105mm lens set at 24mm. A 55-second exposure was used to smooth out the flowing water and bring out the circular pattern of the eddy. The long exposure was achieved using two Lee neutral density filters (10X and 3X).



## Competition Winners



### Diane J Poole

1st Place (Novice Monochrome Print)

**Lucy's Nose** - I wanted to make sure the viewer felt the texture when they looked at this print. When you see my friend's Chocolate Lab Lucy you can feel the wet cold texture of her cute nose. Canon EOS Rebel T3, 18-55mm, f5.6, 1/60, ISO 800.

### Diane J Poole

2nd Place (Novice Monochrome Print)

**Annapolis Rope** - I took this photo at the dock in Sherwood Forest Annapolis. What a great little neighborhood it is. Canon Rebel T3, 55-250mm, 1/400, f6.3, ISO 2000.



# Competition Winners

## Linda Eisenstadt

3rd Place (Novice Monochrome Print)

**Dutchess Maho in Black & White** - She was taken with my Samsung Galaxy 4 cell phone. It's originally a color photo and was a picture of her sitting in front of the window in natural light. I decided I wanted to practice doing B&W. After cropping to show only her head, adjusting the clarity to 30, noise reduction to 30, adjusting the shadow levels while in color, I then took all of the color sliders to -100. I started readjusting in the B&W mix, shadow, black and white until I got the image I liked. I remembered that B&W images are to have true blacks and true white with all the ranges between. That was what I was looking for.



## Jim Turner

1st Place (Advanced Color Print)

**Polarized Marbles** - These clear glass marbles were sitting on a polaroid sheet on a light box, so they were illuminated from below with polarized light. When light passes through a glass object its direction of polarization can change and this change varies with the shape of the object as well as the color of the light. So if you look at the marbles with a polarizing filter on your camera at different angles or from different positions, you see different color patterns. I found what I thought was a nice pattern and then focus stacked five images to produce the final picture. Nikon 60 mm lens at 1/25, f/11 and ISO 100.



## Competition Winners



### Jim Turner


2nd place (Advanced Color Print)

**Pears and Shadows** - These pears were shot using an off camera flash that was firing through a piece of paper with strips cut out of it, so the illumination resembled that through a venetian blind. Shot with a Nikon 105 mm lens, 1/60, f/11, ISO 100.

### David Terao

3rd Place (Advanced Color Print)

**Oil Abstract** - This is a close-up shot of various cooking oils (e.g., olive, sesame, and canola) mixed in water in a Pyrex dish. The pinkish blob is suntan lotion. The dish was backlit using a light box with blue and yellow transparent sheets placed over it. Canon 5D Mk III, 100mm/2.8 macro lens on a tripod, 1/20, f/5.6, ISO 250.



## Competition Winners



**Gosia Klosek** 1st place (Novice Color Print)

**Study in Texture 1** - I picked up three scarves made of fabric with different colors and textures. I was experimenting with their arrangements one evening, illuminating the room with a 60W desk lamp, but not shining the light directly on the scarves. The scene was in relative darkness, hence the camera set up with a long exposure. To make every part of the fabric in focus I stacked together 3 images (using plugin software), taken at the same camera exposure settings (set manually) and manually changing the focus. Nikon 190mm, 3s, f/8, ISO200.



**Lisa Kruppa**

2nd place (Novice Color Print)

Sunflower- This image was taken at Mckee-Beshers Wildlife Management Area July 2015. It was handheld using a Nikon D7000, 24-70 @45mm with Polarizing filter. f2.8, 1/640, ISO 200.



## Competition Winners



### Gosia Klosek

3rd place (Novice Color Print)

**Study in Texture 2** - I selected 4 rocks: 3 with rough texture and one smooth to complement, and ran a number of experiments photographing the arrangements indoors on a sunny day. I cropped the picture to direct attention to the complementary feel of roughness and color. This picture was also focus stacked. Nikon 300mm, 1/50, f/13, ISO200.

### David Terao

1st Place (Advanced Digital)

**"Spirit"** - This is a picture of incense smoke lit by two snooted flashes placed on the left and right side of the incense stick facing each other. A black velvet material was used as background. I used a Canon 5D Mk III camera with a 90mm tilt-shift lens on a tripod. 1/200, f/11, ISO 200.



## Competition Winners



### David Terao


2nd Place (Advanced Digital)

**Dandelion Glow** - This close-up shot of a dandelion was taken with a Canon 5D MkIII and a 100mm f/2.8 macro lens on a tripod. It was backlit with a snooted mini-spot lamp and side-lit with a second snooted mini-spot lamp. A blue gel was used for the backlighting. 0.4, f/29, ISO 200.

### John Charles Norvell

3rd place (Advanced Digital)

**Spring Rains** - This image was taken last spring in Montgomery County from my car. I focused on the raindrops on the car window to blur the features of the blossoming fruit tree and the grass in the background on the other side of the road. Nikon D610, 24-220mm lens at 120mm, 1/40, f/8, ISO1000.



## Competition Winners



### **GLORIA SPELLMAN**

1st Place (Digital Novice)

#### **SCALES AND MORE SCALES -**

This photo was taken at the Reptile House National Zoo through a glass enclosure. I thought he looked like a dinosaur! Nikon D7000, 1/100, f/9, ISO 1250.



### **Linda Eisenstadt**

2nd Place (Digital Novice)

**Harbor Cables -** was taken during a workshop in Annapolis. I liked the colors and the texture. So I set up my tripod and took pictures to get the angle and composition I liked. In LR5, I did my very little cropping, but played with highlights vs shadows, vibrance vs saturation and luminance. I then proceeded to do a lot of spot removals. Afterwards I did some exposure adjustments to make the background, cables and the green post more consistent. Nikon D7100 18-200mm, manual, 1/160 sec, f8.0, ISO 3200.

## Competition Winners



**Lisa Kruppa**

3rd Place (Digital Novice)

**Fuzzy Leaf** - This image was taken at Brookside Gardens November 2015. Nikon D7, Tamron 60mm macro with polarizing filter. 1/200, f5.6, ISO 200.



**Daniel Smith**

HM (Digital Novice)

**Along the Appalachian Trail in Virginia** - Initially, most of my photos taken while hiking were landscapes. After a while, I learned the principle that some of the best photos are found; look at my feet. Here, corn lilies formed a broad carpet which provided the eye endless ways of arranging the graceful and textured curves. Taken on the slopes of Mt. Rogers in SW Virginia. 9 mm., 1/1300, f/2.8, and ISO 100.

## Competition Winners



**Daniel Smith**  
(HM Digital Novice)

**Tree wrapped around a rock in Utah -** This picture illustrates the principle "that closer cropping often creates a better photo. As hiking along, I simply took a photo of a tree; but later I later focused on the most interesting part of the tree - i.e., the way the tree surrounds the rock. Subsequently, I experimented with even closer cropping, perhaps with even better results. Taken in Canyonlands National Park (Needles District). Details: 6 mm., 1/1600, f/2.8, ISO 200.

**Cecelia Laurendeau**

HM (Digital Novice)

**Peeling** - I took the photo in Adams Morgan where there are sides of some old buildings covered with really cool graffiti and stuff. I zoomed in to find several areas that were peeling and crumbling. My equipment is Nikon D90, 18-105 85mm. 1/80sec f/22, ISO 400.



## Competition Winners



**Gosia Klosek**  
HM (Digital Novice)

**Rain Drops** - This picture was taken on a Sunday afternoon last summer, after a thunderstorm passed over the area and then the sun came up again. Lilies of the valley, shown here, like shade and they grow along the north wall of the house. Light was half-direct and half-diffused, enough to brighten the droplets. I took several pictures trying to capture the 3-dimensional structure of the drops and their see-through lens-like features. Nikon 200mm, 1/30, f/10, ISO100.



Our Webmaster Emma Beatty Howells has worked very hard to make our website awesome. If you haven't registered yet, please do! If you have any questions about the way things work, check out the e-mail she sent to the group or you can e-mail her and ask. Here is a link to the page and look at pages 21 and 22 of this Newsletter for the first two informative pages of her link.

<http://www.nihcameraclub.com>



## Education Field Trip

By Diane J Poole

On Saturday, January 16th, Kay and John Novell led a field trip to the Smithsonian National Museum of Natural History. Kay and John volunteer at the museum once a week and visit these exhibits often. A few of us were very fortunate to see these amazing photographs. Here are a few pictures I took of the group and a couple of my favorite photos.



# TRAVELOGUE

Tuesday, February 16, 2016

at 8:00 pm

Community Room

## *CALIFORNIA LANDSCAPES*

Photographs by David Terao, NIHCC







## B&O Railroad Museum Meet-up

Our first midweek joint meet-up with the Silver Spring Camera Club on January 6 was well attended with 13 photographers and both clubs well represented. NIH shooters were Kay and John Norvell, Margaret and Dick Sprott, David Terao, George Lea and Jim Turner.



Photos by Margaret Sprott



**Photos by George Lea**



**Photo by Jim Turner**

# PSA Rep Rap

By Dick Sprott

## PSA AT YOUR SERVICE February, 2016



Mid winter might be a good time to sharpen your detail photography skills. This month we feature Joe Hearst, FPSA, PPSA, the detail photography mentor. Joe's definition of a detail photograph is "an image in which the identity of the subject (such as a manhole cover) is less important than the abstract composition of the image itself (the pattern formed by the colors and slots in the cover)." Joe is a regular contributor to the PSA Journal and five of his detail photography articles are listed below.

To see how to connect with Joe (or any other mentor), log in to the PSA website and go to: education-mentor-services-detail-photography.

### References & Resources

- [Harbor Details are Fun](#) by Joseph Hearst, FPSA, PPSA, *PSA Journal*, September 2010
- [Concrete Abstracts](#) by Joseph Hearst, FPSA, PPSA, *PSA Journal*, April 2009
- [A Different Kind of Street Photography](#) by Joseph Hearst, FPSA, PPSA, *PSA Journal*, August 2008
- [Portfolio from a Single Seashell](#) by Joseph Hearst, FPSA, PPSA, *PSA Journal*, May 2007



Blue Curb



Combine Fitting



Chairback

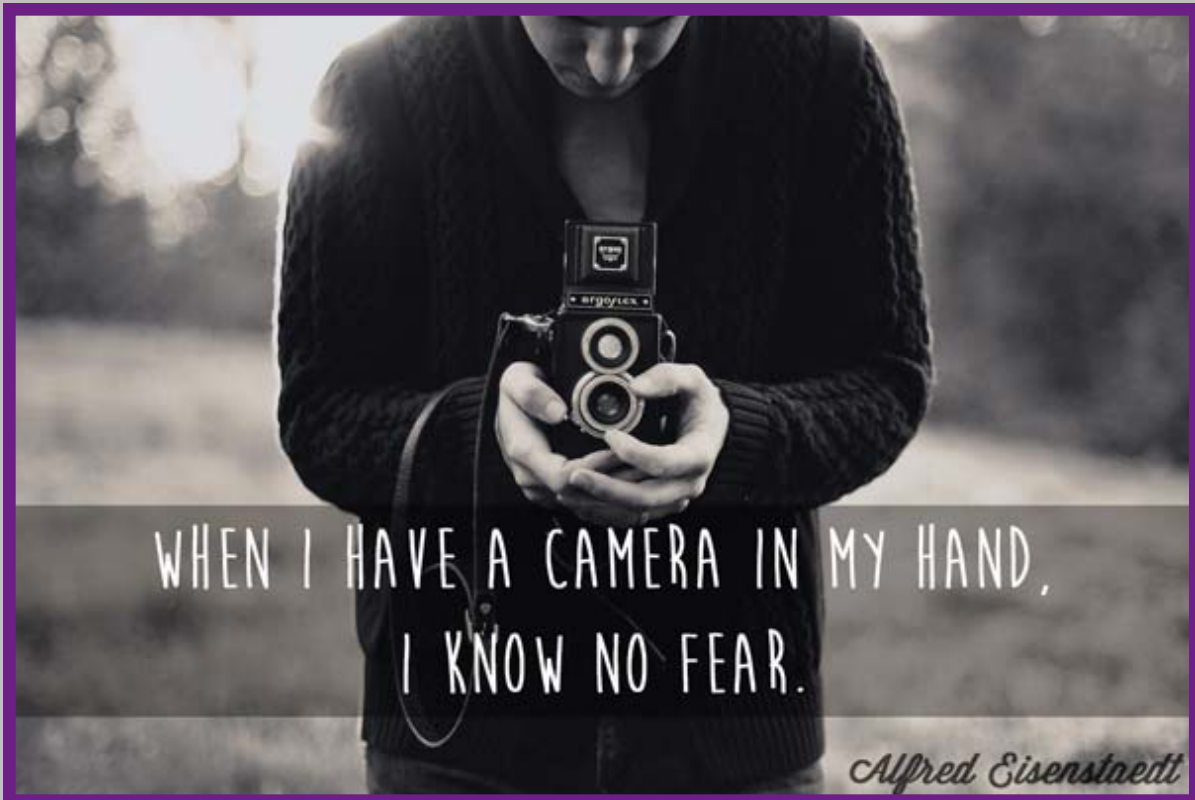
## Upcoming Travelogues

February 16      California Landscapes -David Terao

March 15          Torres del Paine, Chile - Suzanne Dater

April 19           Galapagos - Jim Turner

May 17             Oahu, Big Island, Maui and Kauai - Larry Clare



---

## Instructions for NIHCC Website

[www.nihcameraclub.com](http://www.nihcameraclub.com) or [www.nihcameraclub.org](http://www.nihcameraclub.org)

Note: Both links lead to exactly the same site, so it really doesn't matter which one you use. Pick your favorite ending and use that one!

---

From the front page you can access the following, via drop-down menus:

- ◆ **Welcome** front page, information about the club, contact information and details on how to become a member;
- ◆ **Club activities**, the calendar of events, details about club meetings, other activities and locations;
- ◆ **Photo galleries** of previous competitions;
- ◆ The latest **newsletters**;
- ◆ Recent **announcements** and upcoming **events**;
- ◆ The **members only area**.

---

WELCOME!    ACTIVITIES    PHOTO GALLERIES    NEWSLETTERS    MEMBERS AREA    MEMBER ACCOUNTS

---

- Welcome
  - About Us
  - Become a Member
  - Register
  - Contact Us
- Activities
  - Calendar of Events
  - Events
  - Our Meetings
  - Locations
- Photo Galleries
  - *Galleries from competitions and other events*
- Newsletters
  - *Newsletters from current year*
- Members Accounts
  - Login
  - Password Reset
  - User
  - Register
  - Logout
- Members Area
  - Login
  - Discussions
  - Competitions
    - Competition Entry
    - Competition Rules
    - Competition Topics  
*(for current year)*
  - Club Photo Galleries
  - Member Websites
  - Club Information
    - Board Members
    - Committees
    - Board Minutes
    - By-Laws
    - Board Resources
  - Hints, tips and links
  - Archive

KEY

- Accessible to non-members
- Accessible to members only
- Members admin

Page 1 of 8

## Registration

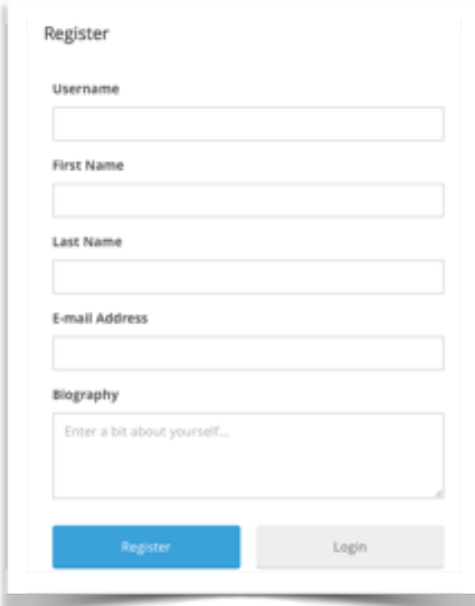
To register for the site, navigate to the 'Registration' page, which can be found in the 'Welcome' and the 'Members Accounts' sections.

Fill in the sections as required and click 'Register'.

Your registration request is then sent to the webmaster for approval.

You will receive access to the site when your request is approved. Only those who have paid their dues will be able to access the members section of the website.

Once you have received email notification that you have access to the members only section of the site you can change your password and access all the information.



The screenshot shows a 'Register' form with the following fields: Username, First Name, Last Name, E-mail Address, and Biography. The Biography field has a placeholder text 'Enter a bit about yourself...'. At the bottom, there are two buttons: 'Register' (blue) and 'Login' (grey).

## Logging in

To log in, navigate to 'Log in' under 'Members Area'. The login form will appear.

Fill in the sections and click 'Login'.

Trying to access the members only pages when you are not logged in will also bring up the Login form.



The screenshot shows a 'Login' form with the following fields: Username or E-mail, Password, and a checkbox for 'Keep me signed in'. At the bottom, there are two buttons: 'Login' (blue) and 'Register' (grey). Below the buttons is a link for 'Forgot your password?'.

# Competition Topics 2016

**February:** Critique (Greg Holden) Digital Only (Instructions to follow via e-mail)

**March:** Standing Out From the Crowd

- The subject must be very different from all the others in a crowd. e.g., A black swan surrounded by white ones or a single object captured with flash while the other objects are blurred.
- The subject that stands out should not stand out by the use of a photo editing technique. For example in an image of a bowl of apples, it would NOT be acceptable to make all but one apple black and white whereas taking the same photo, but having one apple stand out by controlling depth of field, would be acceptable.

**April:** Critique (TBD)

**May:** Predominant Primary Color(s) or Predominant Black or White if

## Monochrome

- Primary colors will be defined as the additive primary colors: Blue, Green, and Red ONLY

**June:** End of Year Competition

Members get to vote for the photo of the year from all of the entries for the year, advanced and novice combined

- President:** George K. Lea-[gkoola@yahoo.com](mailto:gkoola@yahoo.com)  
**Vice President:** Diane J Poole-[DianeJPoole@gmail.com](mailto:DianeJPoole@gmail.com)  
**Secretary:** Linda Eisenstadt-[linstadt@aol.com](mailto:linstadt@aol.com)  
**Treasurer:** Stan Collyer-[scollyer@aol.com](mailto:scollyer@aol.com)  
**Past President:** Susanne Strickland-  
[SandCStrick355@verizon.net](mailto:SandCStrick355@verizon.net)  
**Program Chair:** Kevin Hanlon-[kghdublin@gmail.com](mailto:kghdublin@gmail.com)  
**Education Chair:** Jim Turner-[Jim\\_Turner\\_1945@yahoo.com](mailto:Jim_Turner_1945@yahoo.com)  
**Field Trip Chair:** **Vacant**  
**Digital Czar:** Quentin A. Fisher-[quentin.fisher@verizon.net](mailto:quentin.fisher@verizon.net)  
 Dale Lewis-[Dale2wis@gmail.com](mailto:Dale2wis@gmail.com)  
**Hospitality Chair:** **Vacant** Linda Eisenstadt (Interim)  
**Membership Coordinator:** Leonor Guillen: [Leoguillen@verizon.net](mailto:Leoguillen@verizon.net)  
**Nominating Committee Chair:** **Vacant**  
**Outreach Coordinator:** Melissa Park: [melissa4tcmo@gmail.com](mailto:melissa4tcmo@gmail.com)  
**PSA Rep:** Dick Sprott-[sprottrichard@gmail.com](mailto:sprottrichard@gmail.com)  
**Nature Visions Rep:** Jim Turner-[Jim\\_Turner\\_1945@yahoo.com](mailto:Jim_Turner_1945@yahoo.com)  
**Nature Visions Alternate:** Gary McDavid [gmc david@verizon.net](mailto:gmc david@verizon.net)  
**Newsletter Content and Layout:** Diane J Poole  
[DianeJPoole@gmail.com](mailto:DianeJPoole@gmail.com)  
**Competition winners contact:** Bruce Liffiton: [bruce@visualedge.tv](mailto:bruce@visualedge.tv)  
**Newsletter Proofreader:** Stan Collyer-[scollyer@aol.com](mailto:scollyer@aol.com)  
 Louise McLaughlin: [lou.mclaugh@gmail.com](mailto:lou.mclaugh@gmail.com)  
**Website Coordinators:** John and Kay Norvell [norvellj@msn.com](mailto:norvellj@msn.com)  
[eknorvell@icloud.com](mailto:eknorvell@icloud.com)  
**Webmaster:** Emma Beatty Howells- [embt01@gmail.com](mailto:embt01@gmail.com)  
**Website Committee Chair:** Saul Pleeter-[pleeters@gmail.com](mailto:pleeters@gmail.com)  
**Web Address:** <http://www.nihcameraclub.com>
- This newsletter is published monthly by the National Institutes of Health Camera Club, Bethesda, MD. Submit items for publication to Diane J Poole [DianeJPoole@gmail.com](mailto:DianeJPoole@gmail.com)

## How to Join the NIH Camera Club

Complete membership form (find on the web site and attached to each newsletter or pick up at a meeting). Please note that you must be a member to compete in the monthly competitions.

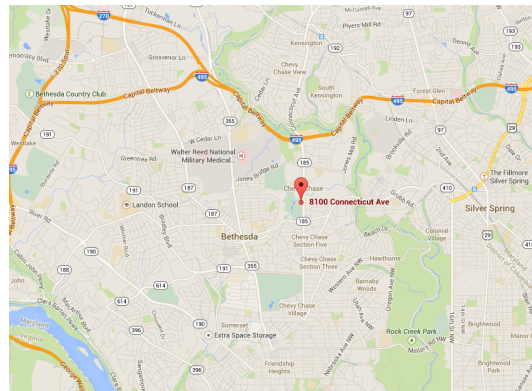
Mail membership form and check to the Treasurer: Stan Collyer 8817 Belmont Road Potomac, MD 20854 or submit at a regular meeting. **You do not have to work at NIH to join the club.**

## Meetings

### Location

### Five Star Premier Residences of Chevy Chase

8100 Connecticut Avenue  
 Chevy Chase, MD 20815



**Competition Night:** Second Tuesday of the month  
**Education Night:** Fourth Tuesday of the month

## About the NIH Camera Club

The NIH Camera Club is sponsored by the Recreation and Welfare Association of the National Institutes of Health. Its purpose is to encourage its members to increase their knowledge, skills, and enjoyment of photography by holding meetings, classes, lectures, and demonstrations of the various phases of photography, and conducting workshops, photographic competitions, and other photography related activities. Membership is open to all, not just NIH employees.

Meetings are normally held on the second and fourth Tuesday of each month from September through June at 7:00 P.M. at the Five Star Premier Residences on Connecticut Avenue in Chevy Chase, MD, or the Cedar Lane Unitarian Universalist Church in Bethesda, MD.

© NIH Camera Club and its Contributors.

The contents of *Cameraderie* are copyrighted. No material herein may be reproduced in any manner without the written permission of the Editor or the material's author.



# MEMBERSHIP APPLICATION and RENEWAL FORM

## National Institutes of Health Recreation and Welfare Camera Club (NIHCC)

The NIH R&W Camera Club is sponsored by the NIH Recreation and Welfare (R&W) Association. Historically, the club's membership consisted of current and former NIH employees and their families. The club is now open to anyone who has an interest in photography. However, **all** members must belong to the NIH R&W. Camera club membership is renewable in September. R&W membership is renewable every January. The Treasurer collects Camera Club dues in September and, as a convenience to members, also collects the next year's R&W dues at the same time. The next year's R&W membership materials will then be distributed as soon as they are available.

DATE: \_\_\_\_\_

NAME: \_\_\_\_\_

HOME or WORK ADDRESS: \_\_\_\_\_

PHONE #: HOME \_\_\_\_\_ CELL \_\_\_\_\_ WORK \_\_\_\_\_

E-MAIL ADDRESS \_\_\_\_\_

Do you want to receive R&W notices by e-mail? Yes \_\_\_\_\_ No \_\_\_\_\_

\*\*\*\*\*

FEES (please check the appropriate line(s):

\$ \_\_\_ Single membership: **\$31** + R&W membership (required): **\$9** = **\$40**

\$ \_\_\_ Single membership (already R&W member): **\$31** R&W number(s) \_\_\_\_\_

\$ \_\_\_ Family membership: **\$46** + R&W family membership (required): **\$9 each** (each family member must join)

Family members must live in same household      2 family members = **\$64**      3 family members = **\$73**

\$ \_\_\_ Newsletter mailing (*newsletter is normally sent by e-mail - pay this **only** if you also want it mailed*): **\$20**

TOTAL AMOUNT PAID \$ \_\_\_\_\_ Cash \_\_\_\_\_ Check # \_\_\_\_\_

\*\*\*\*\*

MAKE CHECKS PAYABLE TO: **NIH Camera Club**

SEND TO: Stan Collyer, Treasurer  
8817 Belmart Road  
Potomac, MD 20854  
H-301-299-6955  
Email: [sccollyer@aol.com](mailto:sccollyer@aol.com)

\*\*\*\*\*

**Please indicate how you would like to be involved in NIH Camera Club activities:**

- |   |  |
|---|--|
| <input type="checkbox"/> Help find program speakers/judges          | <input type="checkbox"/> Assist with field trips or workshops          |
| <input type="checkbox"/> Help publicize the Annual Open Competition | <input type="checkbox"/> Assist with bi-annual and other social events |
| <input type="checkbox"/> Help to welcome new members                | <input type="checkbox"/> Help with club outreach activities            |
| <input type="checkbox"/> Help with club exhibitions                 |  |
| <input type="checkbox"/> Other _____                                |  |

\*\*\*\*\*

### WAIVER

**I hold the NIH Camera Club (NIHCC) and each member of NIHCC, individually and collectively, blameless for any injury that may occur to me or my guests, or my property while participating in any NIHCC activity or event.**

\_\_\_\_\_  
Print Name

\_\_\_\_\_  
Signature

\_\_\_\_\_  
Date