

*Cameras*derie

The Newsletter of the NIH R&W Camera Club, Bethesda, MD . . . Vol. 50 (12); December 2015



Photo by Jim Turner, "A Pair of Pears" the 2014 Color Print of the Year

Holiday Greetings

President's Message

By Georae Lea

It seems only yesterday that I had assumed the responsibility of the club President, how time flies. I believe that this Board is finally recovering from the transition period with the addition of **Kevin Hanlon** as Program Chairman. I want to take this opportunity to thank my fellow board members for their "can do" spirit, especially multi-tasking. Kevin will have a quick start by referring to the notes left by our previous Program Chairman, **Suzanne Dater**.

Diane Poole was elected to be the Vice President, but she also volunteered as our newsletter editor. I think our members will agree that she, a relatively new member, has done an excellent job, Thank you Diane.

This is my first exposure to the Board, so I depend on Secretary, **Linda Eisenstadt**, for her reservoir of do's and don'ts and may not's keeping me straight. You can read her Board minutes on our website, clear, concise and on time. Unfortunately good thing will come to an end, all too soon. Linda's term as Secretary will end in June 2016 and we are looking for candidates for Secretary. Thank you Linda for your continued service to NIHCC.

Stan Collyer, our Treasurer has kept us solvent, at least on the books and served as one of our representatives to Nature Visions. As one of our representatives, he volunteers many hours, days, to help with setting up and taking down the exhibits in addition to being the liaison for NIHCC. All these efforts are shared with **Jim Turner** who also doubles as the Education chair. Jim is working on potential joint experiences with other camera clubs in the area and these will be posted as they come to fruition. Multi-tasking, indeed..... I almost wanted to temper my thanks to them; they were the ones who challenged me into this chair last spring in a cloakroom.

You have been receiving regular reminders from **Melissa Park**, Outreach Chair. Being a new

member she received online training last summer helping **Saul Pleeter** with our summer tutorials. It was natural that her experience should not go to waste. Thank you Melissa for being a good sport and being efficient. She redesigned our web-based speaker/judge evaluation interface and I encourage all to use it.

Margaret Sprott after many years of being the club archivist has turned over the membership list responsibilities to **Leonor Guillen** who coordinates with Stan to insure the accuracy of our active membership roster.

The Board is moving toward better service for members and outside visibility using web applications. A new procedure for digital submission of competition has been implemented for December 2015. This is the result of collaboration with PSA through **Dick Sprott** and implemented by **Emma Howells**. Emma is our web wizard, czar? She has worked closely with Linda and Diane on short-term fixes as well as long-term goals. Many thanks Emma for leading us by her hand/fingers. Being a new member, she is supported by long standing members **John and Kay Norvell** who served as the institutional memory for contents. Thank you to the Norvell's for your continued service.

Every club meeting, competition, travelogue and education night have presentation needs, both access to electronic files and image projection. Digital czar(s) **Quentin Fisher and Dale Lewis** jointly share that responsibility. One must be present at all our meetings, while I can be absent, that is not so with the digital czar(s) - essential person(s). Working with Emma, they will be better served by the software updates. Finally, I wish for a healthy and peaceful 2016 to all our members and keep on taking photographs, a lump of coal, if you don't!


December's Judge - Meryl Silver

I am a Maryland based photographer whose work has primarily been exhibited in the mid-Atlantic region including the Mansion At Strathmore, Cafritz Gallery, Edison Gallery, the Torpedo Factory, and Glenview Mansion. My work is in private collections, locally and abroad, as well as public venues. Amy Cavanaugh-Royce, Director of the Maryland Art Place in Baltimore's Inner Harbor, selected me as the winner in the Glenview Mansion Library competition. My series, Simplicity Within, was described as "Reeds drenched in light dance, bow and leap across the stage with the drama of a Kennedy Center performance." Prince George's Sentinel 2/13/14.

Most of my early work, shooting in black and white film, was documentary, focusing on the people and street scenes in my hometown, New York City. I've now switched to digital photography and my work has shifted from documentary towards fine art. Fine art photography allows me to capture details of a subject from another perspective. Most recently, I've begun to explore the power of digital manipulation.



This is my first time judging a competition. For a link to my work, please see my website merylsilverphotography.com



Annual Holiday Party & Competition

DECEMBER 15 - *NOTE NEW DATE!*

7 P.M. UNITARIAN UNIVERSALIST CHURCH,
9601 CEDAR LANE, BETHESDA

Main Building Lobby

It's a Pizza Party! \$10.00 covers everything, including wine. You just show up. Spouses and Significant others are also invited

December Competition topic:
People not portraits (see page 21 for more details)

Please R.S.V.P. and PAY (checks payable to NIH Camera Club) by December 8 to Linda Eisenstadt at linstadt@aol.com or call 301-438-7751

Directions to the Unitarian Universalist Church:

1. Coming north on Old Georgetown Rd., turn right onto Cedar Lane immediately after the firehouse. Coming south on Old Georgetown Rd., turn left onto Cedar Lane
2. Cross Wisconsin Ave., continue on Cedar Lane, pass under the beltway. You will then come to a light on Beach Drive. Go through the traffic light proceed up the hill until you see the sign for the main entrance to the Unitarian Universalist Church. (Do not enter the Church through the driveway immediately following the traffic light). Once in the main driveway, follow the signs to the upper parking lot. There is additional parking in the lower lot if needed.

NIH Camera Club Raffle

To be held at the Holiday party December 15th.

Here is a chance to win The beautiful prints that won both the Color and Monochrome Prints of the year plus a chance to win a warm PSA blanket!



Tickets will be available 3 for 5\$ or 1\$ each



Raffle Prize #1

Jim Turner's 2014 Monochrome Print "Sepia Roses"



Raffle Prize #2

Jim Turner's 2014 Color Print of the Year entitled "A Pair of Pears".



Raffle Prize #3

PSA Stadium Blanket
Courtesy of Linda Eisenstadt

Learning to See in Black and White

By Greg Holden



Several dozen club members showed up last month to hear former club member Greg Holden's talk on Black & White photography. Greg discussed how images that have an emphasis on light, have strong shapes or textures or where color is not needed to define the image are excellent candidates for B&W conversion. Greg showed the before and after conversion of portraits, automobiles, industrial images and patterns

to emphasize his points. Greg showed several photos where strong colors actually detracted from the subject of the photo and showed how the subsequent B&W conversion brought the viewer's attention back to the intended subject. After his presentation, Greg demonstrated how he converts his images to B&W by using either Lightroom or Silver Efex Pro, a plug-in for Adobe made specifically for monochrome conversions and enhancements.



Greg Holden Teaches Black and White Photography

By Gary McDavid



On Tuesday, Oct. 27, one of our master photographers, Greg Holden, taught a class on black and white digital photography, showing us many photos converted from color to B&W to illustrate the possible advantages of B&W. He started by listing situations where B&W might be appropriate, such things as portraits, where there are strong shapes, structures, and textures, and where B&W might set the proper mood or make the image look older. We then looked at ways to use Lightroom to convert a color image partially or completely to B&W, and

then reviewed the plug in Nik Silver Efex Pro. Greg used the image of a Red Panda to demonstrate the many presets and slider tools available in Nick Silver Efex – converting the Panda from red to B&W and offering different shading options in between. For me, an animal with its color in its name, Red Panda, comes off nicely with a hint of its color in the desaturated image. The classroom was full for this presentation. Greg answered many questions in the process and left me very happy I had attended.



Photo by Louise McLaughlin




Photo by Greg Holden

Morocco Travelogue

with Kay and John Norvell



Tuesday January 19th, 2016 at
8:00pm in the Community Room

They traveled with Overseas Adventure Travel through many different landscapes of Morocco from the verdant coastal plains, through the majestic Atlas Mountains, to the vast Sahara Desert. During their 2 week tour, they met many Moroccans --Bedouins living in desert tents, village farmers , and wealthy landowners. They explored fascinating markets and the shops of many different craftsmen.

2015 NATURE VISIONS

By Jim Turner

As many of you know the Nature Visions Photo Expo was held Nov. 13-15 in Manassas VA. The NIH Camera Club did very well in the competition associated with the Expo. We had a total of 38 images juried into the show (27 in the Nature exhibit and 11 in PhotoArt) from 11 photographers (Kay Norvell, Suzanne Dater, George Lea, Bruce Liffiton, Louise McLaughlin, Gosia Klosek, Stan Collyer, Saul Pleeter, Cathrine Sasek, Gary McDavid, and Jim Turner). In addition eight of our images (from photographers Gary, Saul, George, Suzanne, Cathrine and Jim) were candidates for the Peoples'

Choice Awards, meaning that they scored in the top few images in their categories. My image "Self Portrait" won the Peoples' Choice award in PhotoArt - thanks to everyone who voted for me! Our members John Norvell, Beth Altman and Gloria Spellman also had images in the show competing under other clubs. Many of our members attended the Expo and enjoyed three days of inspiration, education, fun and camaraderie. For me the highlights were Marc Muench's superb all day session on Friday which was packed with excellent tips and beautiful images, and Joe McNally's inspiring and entertaining presentation on Saturday evening. Attendance at the Expo broke records yet again, all the talks and workshops were well attended, and the vendors seemed to be selling lots of gear at discount prices. Next year's Expo will be Nov. 18-20, 2016. I encourage all of you to attend and to submit your images to the competition. We will be holding a workshop for first-time submitters next summer; in the meantime if you have any questions Stan Collyer and I will be happy to help.



Photo by Jim Turner, "Hard Time"

Nature Visions People's Choice Awards Nominees 2015



"Blue Iris"
by Jim Turner

This iris was from our garden. The final image is the result of a 10 shot focus stack. The flower was lit from above with two desk lamps (indoors). Nikon 105mm f/2.8 at f/11, 1/50s, 100 ISO.



"Watchful Bee"
by Cathrine Sasek

"I have lots of bee and butterfly attracting plants in my yard and if I go out early in the morning, the bees are still too cold to fly, so I am able to get photos easily. This picture was taken late in the year and although the bee looks a little ferocious, I've never been stung despite photographing them not only in the morning, but also throughout the day."

Nature Visions People's Choice Awards Nominees 2015



"A Boy and His Horse"

By Saul Pleeter

Photo was taken at a Santa Fe workshop called True Grit. This boy and his horse posed for about 14 photographers. After the session, after the other photographers had left, I hung around hoping for an 'unposed' photo. I was lucky! Details: Sony a7II with 28-70mm lens. 1/1250, f5.0, ISO 800 taken at 58mm.

"Bamboo Forest"

George Lea

In the Sagano-Arashiyama area along the Sagano Romantic train line between Osaka and Kyoto. Ricoh GXR/A12M mirrorless, 35mm f2 Summicron. Aperture priority, spot meter selection of approx 18% grey. Edit in Lightroom; first set tint to the left extreme (-150), convert to monochrome and continue usual edits.



Photos from Nature Visions 2015

By George Lea

All of the images were captured in the exhibition hall of Hylton Center of George Mason University during the 2015 Nature Visions Expo.



The foreground panel is a partial selection of People's Choice Images that included Suzanne Dater, George Lea, and Jim Tuner.



Ray Nason of Hunt's Photo showing off his Sony a7R and a Canon lens after observing my a7R with a Kern 50mm macro-Switar. He commented that my 50+ year ALPA lens hood can go for \$400+, if in ***** condition!! Note that I focused on his camera and not his face.



Canon table with their Red identification



Nikon table with their Yellow identification

Photos from Nature Visions 2015



George K Lea and his entry "Bamboo Forest"



General View of Exhibition Hall




"The Generation Gap"

2015 Nature Visions

By Stan Collyer


The 2015 Nature Visions Photo Expo was held this past weekend in Manassas, VA. For those who couldn't attend the awards ceremony, I thought you'd like to know that Jim Turner won one of the Expo's top prizes: the People's Choice Award for best image in the Photo Art competition, for his self portrait:

Congratulations, Jim



I should also point out that, to my knowledge, Jim was the only entrant from any of the eight participating clubs to have all eight of his images accepted for display by the three-judge panel--six in various Nature categories, and two in the Photo Art (non nature) competition, including the one above. This is really a remarkable achievement. Incidentally, Jim tells me that he set out to emulate the style of Yousuf Karsh in his well-known portrait of Hemingway (1957). Which do you prefer?

Finally, it was good seeing so many NIHCC members at Nature Visions this year. The conference broke attendance records once again, and I'm sure most found it to be an inspiring, educational, and fun event. Mark your calendars for next year: November 18-20, 2016.



Women Chefs: Artists in the Kitchen

By: Beth Altman

This fall I had the pleasure of participating in the Women Chefs: Artists in the Kitchen exhibit at the Strathmore mansion. The exhibition was a collaboration between Strathmore and a group of women chefs, integrating the different forms of artistry. The exhibit served to promote the talents of women chefs, under recognized in the culinary world which is more male dominated.

Twenty-two women chefs were paired with artists, selected by portfolio review, to create a piece to present each chef. In paintings, prints, sculptures, drawings, and photographs, artists used different medium to re-define "portrait" and capture moments, memories, and emotions to engage the viewer and tell a story. In addition to the exhibit, there were book signings and cooking demonstrations and tastings.



**Photo of Chef Nongkran Daks of the Thai Basil Restaurant
By Beth Altman**

2015 IN-FOCUS! Safe and Healthy Workplaces for All PHOTO CONTEST


Participate! Submit Your Entries from **Aug 26 - Dec 18**



Take the Challenge and Enter the Competition Today !



To learn more about the "In-Focus Safe and Healthy Workplaces for All" contest or to submit a photo, visit our website at: <http://www.ors.od.nih.gov/sr/dohs>



New this year! Easier too!

Upload your photos via Facebook & NIH email: infocus@mail.nih.gov

National Institutes of Health • Office of Research Services • Division of Occupational Health and Safety

NIH National Institutes of Health

Upcoming Travelogues

January 19	Morocco - John and Kay Norvell
February 16	TBD
March 15	Torres del Paine, Chile - Suzanne Dater
April 19	Galapagos - Jim Turner
May 17	Oahu, Big Island, Maui and Kauai - Larry Clare

New Member Profile - David Terao

Photography has been my passion for about 40 years (off and on). For the past 15 years, I've been photographing jewelry for my wife and her many metal-smith friends. Shooting jewelry is a whole world in itself. So, my natural inclination gravitates towards close-up/macro nature photography (e.g., bugs and flowers). I've always been interested in exploring other aspects of photography, but never had the time. I was born and grew up on the south side of Chicago in the working-class neighborhood of Hyde Park (which has now become known as the home of President Barack Obama). As such, I admire the candid, street photography of Vivian Maier, also a Chicagoan. I lived in Chicago for 30 years before moving to the Washington DC area to work for the U.S. Nuclear Regulatory Commission as a technical staff engineer reviewing the safety of nuclear power plants. I recently retired after more than 34 years of government service. Now, I have more time to explore the many different aspects of photography.



for



Silver Pendant: An example of close-jewelry photography; taken with a Canon 5D Mk III camera and 90mm tilt-shift lens and 25mm extension tube. Exposure was 2 sec @ f/25 with ISO 200.



Brown Clipper Butterfly: Taken at the "Wings of Fancy" exhibit at Wheaton's Brookside Garden early in the morning while many butterflies are inactive. Shot with a Canon 5D Mk III camera and 180mm macro lens. Exposure was 1/60 sec @ f/11 with ISO 800 using fill-flash and a tripod.

PSA Rep Rap By Dick Sprott



I very much enjoyed acting as “critiquer” (a new word my spellcheck doesn’t like, but it rhymes with creaker which is what I am at my advanced age so I’ll use it anyway). The difference between judging images and providing a critique is that a critique is focused only on providing information that is useful without the need to rank images for competition. This makes the job much more fun and much less stressful. However, it does not mean that the opinions of the person doing the critique are any less personal and idiosyncratic than those offered by a judge, but at least there is an opportunity to ask follow up questions and get some clarification, whether the image is yours or someone else’s. Feedback is important to all of us, even to those who seem to win everything. They didn’t get that way without lots of feedback. I hope the November session was useful and that the upcoming sessions in February and April are well attended.

Meanwhile, PSA offers its members a useful assortment of feedback and mentoring services you might find useful. I took PSA’s Pictorial Image evaluation course, which leads to PSA certification as a judge. It was individually mentored by email exchange.

Other judges NIHCC has used are also graduates of that course. Other image evaluation services to help members hone skills are available for Nature, Photojournalism and Travel Photography. Perhaps even more useful are PSA’s study groups. These groups are formed around particular topics such as digital imaging, nature, photojournalism, print portfolios (American and Portrait), and travel. The groups are small and the group members share their photos and comments with one another. Each group has a Director who keeps things moving and offers advice to all members. At least two NIHCC members are currently participating in one or more of these PSA services and several others have done so in the past. One of the newer mentoring opportunities is Cell Phone Photography mentored by one the true experts in that area. Given the ubiquity of cell phone photos and growing interest in our club, this is one I am going to try. If you are interested in any of these services and are not yet a PSA member, now is the time to take the leap. Winter is coming and you have all those dark, chilly evenings with nothing else to do but hone your skills.

IMPORTANT: Digital Competition Entry Starts in December

BY Emma Beatty Howells

www.nihcameraclub.com

I am excited to announce that from now onwards, you will be submitting your images for digital competition via the website! This will streamline the process for the digital operators and bring our club into line with with other clubs.

Two words of caution though - to submit images you will have to have paid your dues and have a login for the website and your images will have to be sized according to the submission guidelines or they will be rejected! Happily, both problems are easy to fix - you can easily sign up for the website and image processing software makes it simple to resize your images.

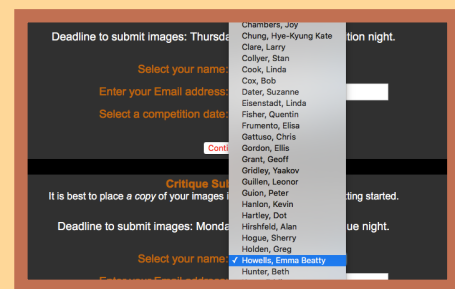
Images still should be submitted the Thursday before competition night, so for December, images need to be entered by: Thursday 10th December. All the information on submission can be found by via the 'Members Area' dropdown menu. From here click onto 'Competitions'.

The instructions for image submission are shown below, but if you have any questions about logging into the website or about submitting images, I am here to help! embt01@gmail.com

INSTRUCTIONS

Using the website to submit your digital images for critique and competitions

- You will need to have a login for the club website to access the submission page. If you do not have a login, please fill in the form at the website.
- The Registration Form is under the drop down menu: Members Area.
- From the webpage 'Competition Entry' click the link <Submit your images for the competition here>. You will be redirected to the image submission site.
- Depending on the type of competition you are entering, select your name from the list for either 'Competition Submissions' or 'Critique Submissions'. Please note that both types of submission use the steps listed below.



- Enter your email address in the space provided.
- Select a date from the menu.
- Click the <Continue> button.
- You may enter up to three images for critique and two images for competition. Enter the title of the image in the text box and click the <Choose File> button to select your image. Repeat as necessary.

Please note the following:

- It is best to place all your images in one folder before you start the upload for ease of access.
- Make sure your images are in jpg format.
- Maximum width is 1280 pixels; maximum height is 800 pixels. Images will be rejected if they do not conform to these parameters.
- Use sRGB color space for optimal digital projection.
- You do not have to rename your files; that is done automatically.
- Do not use the following for the image title:
 - Equal sign (=)
 - Colon (:)
 - Semi-colon (;)
 - Question mark (?)
 - Single quotation marks (` or `)
 - Double quotation marks (" or ")

If you use one of the above, or try to upload an image that exceeds the height and width limits you will get an error message. If this happens press the Backspace key or Back icon and resubmit the altered image/filename.

- When you have selected your images and entered the title, click the <Submit> button.
- It may take a while to upload the images, so please be patient!
- After your submission is processed and complete, you will receive an email confirming receipt of your entry. If you have not received this email within an hour of submission please contact the Competitions Director.

Congratulations - you have just used our website to submit your images!

Competition Topics 2015-2016

December: People not portraits

- This topic encourages the photographer to explore not only people's faces but also the hands and other symbols of the subject's essence (e.g., the hands and gloves of a construction worker, a violinist's hand holding a bow or a baseball player holding a bat, the feet of a ballet dancer, etc.).
- Images may portray one person or close group of people. The primary emphasis should be on the people (e.g., on the raised hands of several basketball players, but not on the basketball). Formal portraits, indoors or outdoors, are not permissible, but a "staged candid" is acceptable.

January: Advanced: Light Modification

- This involves using something to modify light sources that illuminates the subject or reaches the camera. These can include, but are not limited to, cucolorises, snoots, colored gels, and polarizing films or polarizing filters on the camera lens.
- A cucoloris (cookie) might be something as simple as a partially open blind or a cut-out made from paper or aluminum foil.
- Learn how to use bokeh modifiers that add pizzazz to an image.
- Try optical filters for B&W.

Novice: Textures

- The texture of your subject matter should be the dominant subject.
- Textures can be bulbous, bumpy, crenellated, crinkled, rough, smocked, smooth
- Texture is NOT the same as pattern

February: Critique (TBD)

March: Standing Out From the Crowd

- The subject must be very different from all the others in a crowd. e.g., A black swan surrounded by white ones or a single object captured with flash while the other objects are blurred.
- The subject that stands out should not stand out by the use of a photo editing technique. For example in an image of a bowl of apples, it would NOT be acceptable to make all but one apple black and white whereas taking the same photo, but having one apple stand out by controlling depth of field, would be acceptable.

April: Critique (TBD)

May: Predominant Primary Color(s) or Predominant Black or White if Monochrome

- Primary colors will be defined as the additive primary colors: Blue, Green, and Red ONLY

June: End of Year Competition

Members get to vote for the photo of the year from all of the entries for the year, advanced and novice combined

CLUB OFFICERS and COMMITTEES

President: George K. Lea-gkolea@yahoo.com
Vice President: Diane J Poole-DianeJPoole@gmail.com
Secretary: Linda Eisenstadt-linstadt@aol.com
Treasurer: Stan Collyer-scollyer@aol.com
Past President: Susanne Strickland-SandCStrick355@verizon.net
Program Chair: Kevin Hanlon-kghdublin@gmail.com
Education Chair: Jim Turner-Jim_Turner_1945@yahoo.com
Field Trip Chair: **Vacant**
Digital Czar: Quentin A. Fisher-quentin.fisher@verizon.net
Dale Lewis-Dale2wis@gmail.com
Hospitality Chair: **Vacant** Linda Eisenstadt (Interim)
Membership Coordinator: Leonor Guillen: Leoguillen@verizon.net
Nominating Committee Chair: **Vacant**
Outreach Coordinator: Melissa Park: melissa4tcmo@gmail.com
PSA Rep: Dick Spratt-sprottrichard@gmail.com
Nature Visions Rep: Jim Turner-Jim_Turner_1945@yahoo.com
Nature Visions Alternate: Stan Collyer-scollyer@aol.com
Newsletter Content and Layout: Diane J Poole-
DianeJPoole@gmail.com
Competition winners contact: Bruce Liffiton: bruce@visualedge.tv
Newsletter Proofreader: Stan Collyer-scollyer@aol.com
Louise McLaughlin: lou.mclaugh@icloud.com
Website Coordinators: John and Kay Norvell norvellj@msn.com
eknorvell@icloud.com
Webmaster: Emma Beatty Howells- embt01@gmail.com
Website Committee Chair: Saul Pleeter-pleeters@gmail.com
Web Address: <http://www.nihcameraclub.com>

This newsletter is published monthly by the National Institutes of Health Camera Club, Bethesda, MD. Submit items for publication to Diane J Poole DianeJPoole@gmail.com

How to Join the NIH Camera Club

Complete membership form (find on the web site and attached to each newsletter or pick up at a meeting). Please note that you must be a member to compete in the monthly competitions.

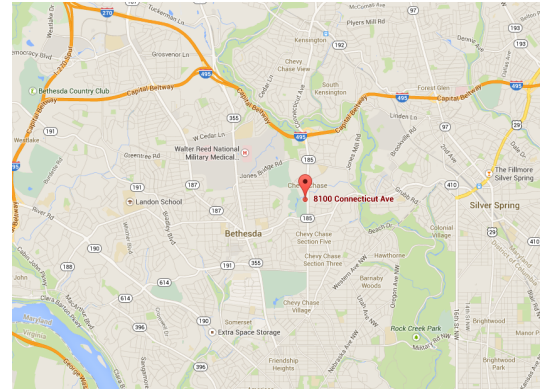
Mail membership form and check to the Treasurer: Stan Collyer 8817 Belmont Road Potomac, MD 20854 or submit at a regular meeting. **You do not have to work at NIH to join the club.**

Meetings

Location

Five Star Premier Residences of Chevy Chase

8100 Connecticut Avenue
Chevy Chase, MD 20815



Competition Night: Second Tuesday of the month
Education Night: Fourth Tuesday of the month

About the NIH Camera Club

The NIH Camera Club is sponsored by the Recreation and Welfare Association of the National Institutes of Health. Its purpose is to encourage its members to increase their knowledge, skills, and enjoyment of photography by holding meetings, classes, lectures, and demonstrations of the various phases of photography, and conducting workshops, photographic competitions, and other photography related activities. Membership is open to all, not just NIH employees.

Meetings are normally held on the second and fourth Tuesday of each month from September through June at 7:00 P.M. at the Five Star Premier Residences on Connecticut Avenue in Chevy Chase, MD, or the Cedar Lane Unitarian Universalist Church in Bethesda, MD.

© NIH Camera Club and its Contributors.

The contents of *Cameraderie* are copyrighted. No material herein may be reproduced in any manner without the written permission of the Editor or the material's author.

MEMBERSHIP APPLICATION and RENEWAL FORM

National Institutes of Health Recreation and Welfare Camera Club (NIHCC)

The NIH R&W Camera Club is sponsored by the NIH Recreation and Welfare (R&W) Association. Historically, the club's membership consisted of current and former NIH employees and their families. The club is now open to anyone who has an interest in photography. However, **all** members must belong to the NIH R&W. Camera club membership is renewable in September. R&W membership is renewable every January. The Treasurer collects Camera Club dues in September and, as a convenience to members, also collects the next year's R&W dues at the same time. The next year's R&W membership materials will then be distributed as soon as they are available.

DATE: _____

NAME: _____

HOME or WORK ADDRESS: _____

PHONE #: HOME _____ CELL _____ WORK _____

E-MAIL ADDRESS _____

Do you want to receive R&W notices by e-mail? Yes _____ No _____

FEES (please check the appropriate line(s):

\$ ___ Single membership: **\$31** + R&W membership (required): **\$9** = **\$40**

\$ ___ Single membership (already R&W member): **\$31** R&W number(s) _____

\$ ___ Family membership: **\$46** + R&W family membership (required): **\$9 each** (each family member must join)

Family members must live in same household 2 family members = **\$64** 3 family members = **\$73**

\$ ___ Newsletter mailing (*newsletter is normally sent by e-mail - pay this **only** if you also want it mailed*): **\$20**

TOTAL AMOUNT PAID \$ _____ Cash _____ Check # _____

MAKE CHECKS PAYABLE TO: **NIH Camera Club**

SEND TO: Stan Collyer, Treasurer
8817 Belmart Road
Potomac, MD 20854
H-301-299-6955
Email: sccollyer@aol.com

Please indicate how you would like to be involved in NIH Camera Club activities:

- | | |
|---|--|
| <input type="checkbox"/> Help find program speakers/judges | <input type="checkbox"/> Assist with field trips or workshops |
| <input type="checkbox"/> Help publicize the Annual Open Competition | <input type="checkbox"/> Assist with bi-annual and other social events |
| <input type="checkbox"/> Help to welcome new members | <input type="checkbox"/> Help with club outreach activities |
| <input type="checkbox"/> Help with club exhibitions | |
| <input type="checkbox"/> Other _____ | |

WAIVER

I hold the NIH Camera Club (NIHCC) and each member of NIHCC, individually and collectively, blameless for any injury that may occur to me or my guests, or my property while participating in any NIHCC activity or event.

Print Name

Signature

Date