

*Cameras*derie

The Newsletter of the NIH R&W Camera Club, Bethesda, MD . . . Vol. 50 (11); November 2015



First Place Advanced Black and White Print by John Norvell "Big Foot"

This photo was made at the Smithsonian National Museum of Natural History in Washington. I took the photo of the large mounted elephant in the museum rotunda from a very low angle to emphasize the size and texture of the foot. The Nikon plugin was used to convert to B&W. Fuji X-T1, 10-24mm lens at 10mm, f4, ISO6400.

President's Message: By George Lea



Please join us on Tuesday, November 10th for critique night, led by our very own club member Dick Sprott, who is also a PSA-certified judge. Please note that the November 10th meeting is for color and monochrome PRINTS only. Dick Sprott will offer comments on composition, technique and print presentation. Instructions for print submissions are detailed on page 16.

A critique session for DIGITAL only, has been scheduled for February 9th, 2016. Our club is in the process of up-grading software for electronic submission of images, under the guidance of Emma Howells and Dick Sprott. Separating print and electronic image submissions during this transition simplifies implementation and provides a chance for us to stress test the software. We ask for your indulgence.

Critique is a learning experience not only for those who have submitted prints but

also for those in the audience. Each member submitting prints will be guaranteed one full set of comments and perhaps more, depending on the number of submissions.

Dick has taught a series of photography classes in the past, from novice to advanced levels and mentored numerous NIHCC members, where several have achieved Master Photographer of NIHCC. Even if you choose not to submit prints, listening to Dick's critique will be illuminating and a valuable learning experience.

It is likely that we will have time after completing the critiques. Therefore, this is an opportunity for open discussion amongst our members. I am looking forward to your active participation.

George K. Lea

October Competition Winners - One Foot

Member	Subject Area	Level	Medium Category	Title	Place
Norvell, John	One Foot	Adv	B&W	Big Foot	1
Norvell, John	One Foot	Adv	B&W	Busy Corral	2
Norvell, Kay	One Foot	Adv	B&W	Speedy Socks	3
Poole, Diane	One Foot	Nov	B&W	Put the Foot in the Hand	1
Norvell, John	One Foot	Adv	Color	Beach Walk	1
Pleeter, Saul	One Foot	Adv	Color	Hurry	2
Norvell, John	One Foot	Adv	Color	Boots & Hoofs	3
Norvell, Kay	One Foot	Adv	Color	Fashion Statement	H
Smith, Dan	One Foot	Nov	Color	Tent Rest for Tired Feet	1
Norvell, John	One Foot	Adv	Digital	Angry Goose	1
Palangat, Murali	One Foot	Adv	Digital	Dancing Feet	2
Norvell, John	One Foot	Adv	Digital	Cowboy's Boots	3
Lewis, Dale	One Foot	Adv	Digital	Grasshopper	H
Hanlon, Kevin	One Foot	Nov	Digital	Feet don't Fail Me Now	1
CainGrady, Martha	One Foot	Nov	Digital	Action!	2
Howells, Emma	One Foot	Nov	Digital	Itchy Claw	3
Lewis, Ruthan	One Foot	Nov	Digital	Who Needs Opposable Thumbs	H
Liffiton, Bruce	One Foot	Nov	Digital	Feet 4 Generations	H
Klosek, Gosia	One Foot	Nov	Digital	Red Feet	H



"You don't take
a photograph,
you make it"
- Ansel Adams

Competition Winners



**Third Place Advanced Black and White Print Kay Norvell
"Speedy Socks"**

This photo is of my husband's socks and shoes after he finished a long bike ride.




**First Place Novice Black and White Print Diane J Poole
"Put the Foot in the Hand"**

This photo was taken using old plastic molds of a foot and some hands. I placed them on top of my fireplace insert to get the total dark feel. I sent the photo to my computer and darkened it. Then I put it back into my iphone and used the editing tool "Noir". Lastly, I sent it back to my computer to lighten it up a bit. Iphone 6s

Competition Winners

First Place Advanced Color Print John Norvell "Beach Walk"

I took this photo of my wife at the Kiawah Island, SC beach from a low angle and at low tide. I wanted to emphasize her reflection in the water on the beach and as well as her feet. Nikon D610, 24-120mm lens at 24mm, f8, 1/60, ISO2000.



Second Place Advanced Color Print Saul Pleeter "Hurry"

We were at a train station in Bergen Norway. Knowing that the October theme was One Foot I thought I would pan the commuters as they exited the train. Took about 10 shots of their feet and decided that this was the most appropriate. Sony a7RII 28-70mm lens taken at 70mm. f3.6, 1/10, ISO12,800.



Competition Winners



HM Advanced Color Print Kay Norvell "Fashion Statement"

This photo is of my 10-year old granddaughter's fashionable footwear at the beach. Nikon D610, 24-120mm lens at 53mm, f4, 1/125, ISO400.



First Place Novice Color Print Dan Smith "Tent Rest for Tired Feet"

This picture was taken June 2015 during a canoe trip (Green River, Canyonlands National Park, Utah), while resting after dinner and gazing at a snippet of southwest scenery as framed by the tent's opening. It was a "point and shoot" moment that reminds me of the serene happiness of being "at home" in my tent for several days, each night at a new location of unique wild beauty. I did very little post-processing - probably just leveled the horizon and cropped to enhance symmetry. Panasonic Lumix (DMC-LF1).6 mm, f2.8, 1/500, ISO80.

Competition Winners



**First Place Digital Advanced
John Norvell "Angry Goose"**

**This photo was made at the
Sylvan Heights Bird Park in
NC. This goose was angry at
us for walking slowly by his
resting place and attacked my
wife's pants and boot. Nikon
D610, 80-400mm lens at
400mm,**

**Second Place Advanced
Digital Murali Palangat
"Dancing Feet"**

**Taken this summer at the
annual performance
"Natyotsav" of an Indian
Classical Dance School in
Madison WI. Nikon D7000,
24-85mm at 66mm, 1/300,
5.6, ISO400.**




Competition Winners



HM Advanced Digital Dale Lewis "Grasshopper"

This photo was taken in October 2015 at my home. When I stepped out of the door, I noticed a grasshopper at the side of the house with his/her front legs on the ground and the rest of his/her body on the wall of the house. I placed a white paper under his/her legs to get a better background. It was taken using a Kenko extension tube at 1/60, f9.5, ISO100.



First Place Novice Digital Kevin Hanlon "Feet Don't Fail Me Now"

Fall is a time for high school sports. Lots can be found in the DC area. I selected Cross Country since the starting point is packed, allowing for a chaotic scene. Getting a lot of action at the start is excellent. When the gun fires, there is a mass of action for 3-5 seconds. Then it's over. In shooting this, I used a tripod, a Kenko extension tube and adjusted my f/stop for brilliant light conditions. Nikon D7000, 1/4, f29.0, ISO100.

Competition Winners



Second Place Novice Digital Martha Cain Grady "Action!"

Because "One Foot" was a difficult subject, I used an existing photo and tried something different.

I copied a photo of a shoe. I blurred the background of the copy.

Once I was satisfied, I transferred the original shoe photo onto the blurred background copy.

I used levels and sharpened the photo.



Third Place Novice Digital Emma Beatty Howells "Itchy Claw"

I was lucky enough to be at the National Zoo when this turtle was engrossed in cleaning his foot. As always when taking pictures in a dark aquarium, it took several shots of this little guy until I was happy enough with the exposure and focus. I bumped up the colors a bit in Lightroom. Canon EOS Rebel T2i. 61 mm, 1/100, f5.6, ISO1600.

Competition Winners



HM Novice Digital Ruthan Lewis "Who Needs Opposable Thumbs?"

I'm always impressed by the dexterity of my pups' feet. I wanted to catch not only the "handiness" in manipulating a ball, but also the musculature, which is highlighted by a side angle light source. The nose and face in the background offers additional context. The complementary colors of the setting was a bonus. Canon 5D MIII, 24-105mm at 105mm, f9.0, 1/25, ISO12800.



HM Novice Digital "Feet 4 Generations" Bruce Liffiton

This is a simple shot that I took on the front porch of my daughter's house in Winston-Salem, NC. I put the camera on a tripod and used a remote switch to trigger the camera. Canon 5D Mark III, 50 mm, f6.3, 1/60, ISO100.

Competition Winners



HM Novice Digital "Red Feet" Gosia Klosek

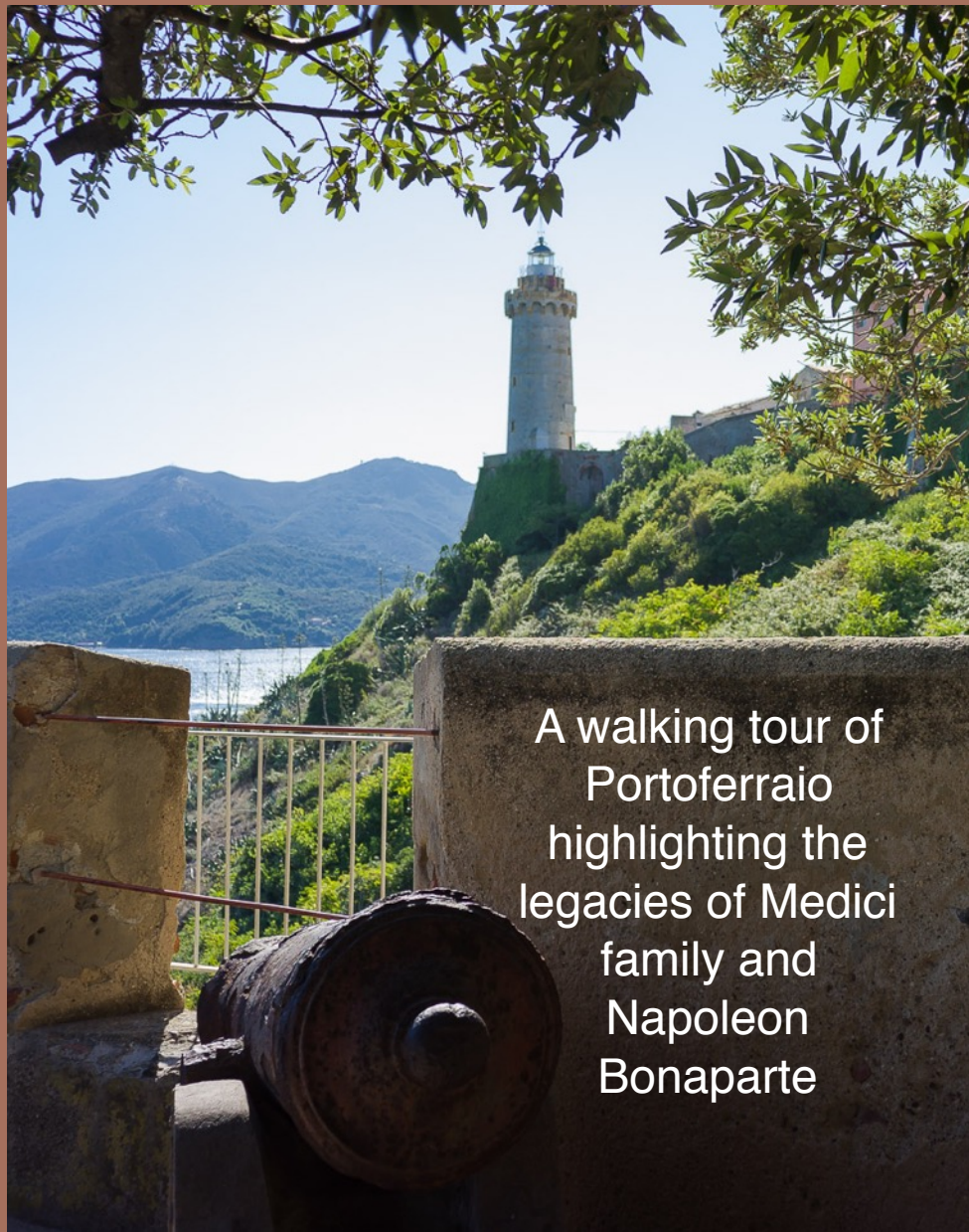
This photo was taken with a handheld camera outdoors, on an overcast morning. I came as close as I could to the subject without disturbing the ceremony. I cropped the picture to make the red-colored feet fill the space and be the only point of the viewer's focus. I slightly processed the image in Lightroom. Nikon 130mm f6.3, 1/160 ISO400.

Upcoming Travelogues

November 17	Isola d'Elba - George Lea
January 19	Morocco - John Norvell
February 16	TBD
March 15	Torres del Paine, Chile - Suzanne Dater
April 19	Galapagos - Jim Turner
May 17	TBD - Larry Clare

Tuesday, November 17, 2015 8:00 pm Community Room

ISOLA D'ELBA



A walking tour of
Portoferraio
highlighting the
legacies of Medici
family and
Napoleon
Bonaparte

PSA Rep Rap

By Dick Sprott



As I mentioned last month, several members of NIHCC (Linda Eisenstadt, Stan Collyer and his brother Phil, Vickie Allin and spouse Len, Margaret Sprott and I) were in West Yellowstone, Montana attending the 2015 Photographic Society of America's annual conference. I can't think of a better way to enjoy good fellowship while collecting lots of good images and tying it all together with instructional sessions and many, many splendid digital and print photo shows. This month we are sharing a few of the images we created at the conference. We all had a great time with mostly good weather, though cold comes to Yellowstone earlier than Bethesda. The picture of Linda in hoodie was taken during the awards banquet in a restored Union Pacific Train station with only the heat of two far away fireplaces as the temperature dropped below freezing. See what you missed! Don't you wish you had joined us? You can do it next

year in another fine photo venue. The 2016 conference will take place in San Antonio, TX, September 10 to 17. I'll have lots of details when registration opens early in 2016. San Antonio will surely be warmer than Yellowstone!



Plan to attend next year.

Photos taken at the Photographic Society of America's annual conference in
Yellowstone National Park

Photos by: Stan Collyer




Bull elk bugling




Bobby Sock trees

Photos by: Linda Eisenstadt



Yellowstone Mammoth
at the terraces



Stan and his brother Phil trying to figure out
where the moon will come up

Photos taken at the Photographic Society of America's annual conference in
Yellowstone National Park

Photos by: Margaret Sprott



Main Terrace Mammoth Hot Springs



Tower Falls

Photos by: Richard Sprott




Great Fountain Geyser



Grand Prismatic Spring

Photos taken at the Photographic Society of America's annual conference in
Yellowstone National Park



Photos by: Vickie Allin

Beautiful turquoise water in the pools at West Thumb



While driving between Mammoth Hot Springs and Tower Falls, Len and I spotted a big bull buffalo walking beside the road. Len insisted I stop and he jumped out to take pictures. He was walking along the side of the road but too close to the buffalo and all of a sudden, the buffalo whipped around to face him. I was scared because he could have closed the distance to Len in about two strides, but thankfully, Len had the presence of mind to start backing up. That diffused the situation and he got this picture of the buffalo.

Next Meeting Tuesday November 10th

Five Star Premier Residences of Chevy Chase

Critique Submission Guidelines

1. This is a PRINT only Critique Session for both Color and Monochrome.
2. There is no distinction between Advanced and Novice.
3. Each NIHCC member in good standing may submit up to THREE (3) color prints and up to THREE (3) monochrome prints for a total of up to SIX (6) prints for critique.
4. Each print must be clearly marked indicating priority #1 through #6.
5. Color and monochrome may be intermixed in this sequence.
6. The critique will begin with all #1 submissions and proceed down the sequence to #6, time permitting.
7. All NIHCC rules regarding print submission for competition are to be followed.

Education Night Reminder

Tuesday October 27, 7:30 pm, at the Five Star Residence.

Learning to see in Black and White.

Former club member, Greg Holden, will give a presentation on Tuesday 27-Oct at 7:30 pm on Black & White photography. He will also discuss what types of images work better in B&W and why B&W is often a better choice for a great photo. Greg will discuss how he learns to pre-visualize images for later black & white conversion. Throughout the presentation, he will discuss the different methods he uses for converting images to B&W and will at the end of the night will give a demonstration on Nik Software's Silver Effects Pro, a plug-in program used for monochrome conversions. You can see some of Greg's monochrome images on his website: <http://www.imagesunderfoot.com/Home/Portfolios/Pages/Monochrome.html>

International Competition

A new Circuit – Be part of History

Cross Continental Circuit (CCC) with 3 judgings in Indonesia (Art photography of Indonesia), Germany (GIP) and USA (Oklahoma Camera Club).

4 sections: PIDC (Color open, Action/Movement, and the **first pure Smartphone Image section**), and PIDM (Mono open)

Each adult entrant with at least one acceptance can win a photo tour in Indonesia !

Entry fee only **15 Euro/US\$** and Patronages/Recognition from **PSA, RPS, GPU**.

Please see the reduced fees for clubs (6 entrants or more)

Youth for free. Date of Birth for Youth: **29th November 1994** or later

Closing date is **29th November 2015**

All information can be downloaded on following website: <http://www.ccc-photo.de>. To enter easily you will find a link for uploading your images. Apologies for duplicates if you have already entered or received this announcement.

Agatha Bunantha, MPSA

Ward Conaway, J. D. McClung, Jan Lee, APSA, EPSA

Norbert Heil, APSA, MPSA, EFIAP/b

Chairmen CCC - Cross Continental Circuit 2015

Cross Continental Circuit (CCC)

Norbert Heil, APSA, MPSA

Johannesstrasse 5

70794 Filderstadt

Germany

info@ccc-photo.de

ALL TOURS INDIA: NEW AND EXCITING ADVENTURES FOR 2016

All Tours India announces new and exciting adventures for 2016. New destinations include: A 7 day tour that includes Mumbai and the ancient Ajanta & Ellora Caves, February 2- February 8, and an 11 day Kerala Backwaters Tour, February 8-18, exploring southern India. In addition, there is a 10 day Golden Triangle and Tigers Tour including Old and New Delhi, Jaipur and Agra, home to the Taj Mahal, January 24- February 2, 2016. Also offered is an 8 day, "R&R" – Excursion – Arambol Beach, Goa, February 18-25. Full itineraries and pricing can be found on the website: www.AllToursIndia.com. Also visit the Facebook page to see more photos and videos. Sharon Antonelli, a long time member (now living in Florida) will be enjoying all of the above tours and invites you to join us on one or more of these exciting tours exploring India.

**NIH CAMERA CLUB
CORDIALLY INVITES YOU TO OUR**

Annual Holiday Party & Competition

**DECEMBER 15 - NOTE NEW DATE!
7 P.M. UNITARIAN UNIVERSALIST
CHURCH, 9601 CEDAR LANE, BETHESDA**

Main Building Lobby

**It's a Pizza Party! \$10.00 covers
everything, including wine. You just
show up. Spouses and Significant
others are also invited**

**Please R.S.V.P. and PAY (checks payable to Linda
Eisenstadt) by December 8 to Linda Eisenstadt at
linstadt@aol.com or 301-438-7751. Pay at November
meeting or mail checks to 15004 Hunter Mountain La,
Silver Spring, MD 20906**

**Competition Topic: People, not Portraits. See
newsletter for more details.**

Directions to the Unitarian Universalist Church for the December 15 party:

1. Coming north on Old Georgetown Rd., turn right onto Cedar Lane immediately after the firehouse. Coming south on Old Georgetown Rd., turn left onto Cedar Lane
2. Cross Wisconsin Ave., continue on Cedar Lane, pass under the beltway. You will then come to a light on Beach Drive. Go through the traffic light proceed up the hill until you see the sign for the main entrance to the Unitarian Universalist Church. (Do not enter the Church through the driveway immediately following the traffic light). Once in the main driveway, follow the signs to the upper parking lot. There is additional parking in the lower lot if needed.

A Word from the Hospitality Corner

By Linda G. Eisenstadt, Interim Chair

Our Welcome table has been downsized this year because we don't have the volunteers needed. You'll find your name tags on the table outside the Community room, please be sure to return your name tag before you leave. If you see a guest or new member, please ask them to sign in next to the name tags.

Our December Holiday Party is on the 3rd Tuesday, December 15, this year. There was a little confusion at the church this year so we switched the date. Be sure to mark your calendar for December 15 at 7:00 p.m. NIH Camera Club doesn't have a Hospitality Chair or committee this year since no one volunteered so I, with the blessing of the board, have planned an easier party for me - A PIZZA PARTY! Your \$10/person cost will include Pizza, Wine, Salad, and Dessert. I'll order plain, meat and veggie pizzas and there will be red and white wine.

I will need your help with our party this year:

1. Please RSVP and PAY before December 8. Checks should be made to Linda Eisenstadt and sent to me before December 8. My address is 15004 Hunter Mountain Lane, Silver Spring, MD 20906

2. Volunteers to set up and clean up. Please email me at linstadt@aol.com to volunteer. I'll need the set up volunteers at the church at 6:00 p.m.
3. Feel free to RSVP and pay me at the November meeting

Remember that there will be competition this evening, the topic is Predominant Colors or Black and White. The description will be in the Newsletter.

Please Volunteer to serve as Hospitality Chair or be on the committee! There are activities that we could plan for the members to get together outside of the meetings. Meet ups, getting together to shoot together and then have breakfast or lunch, a new members get together to answer their questions, the End of the Year party, or whatever. The primary duty is to make sure there are name tags for the members and to plan the two parties each year.

The club is only as good as the volunteers we have. No volunteers, no club. Please volunteer.

Thank you

Competition Topics 2015-2016

December: **People not portraits**

- This topic encourages the photographer to explore not only people's faces but also the hands and other symbols of the subject's essence (e.g., the hands and gloves of a construction worker, a violinist's hand holding a bow or a baseball player holding a bat, the feet of a ballet dancer, etc.).
- Images may portray one person or close group of people. The primary emphasis should be on the people (e.g., on the raised hands of several basketball players, but not on the basketball). Formal portraits, indoors or outdoors, are not permissible, but a "staged candid" is acceptable.

January: **Advanced: Light Modification**

- This involves using something to modify light sources that illuminates the subject or reaches the camera. These can include, but are not limited to, cucolorises, snoots, colored gels, and polarizing films or polarizing filters on the camera lens.
- A cucoloris (cookie) might be something as simple as a partially open blind or a cut-out made from paper or aluminum foil.
- Learn how to use bokeh modifiers that add pizzazz to an image.
- Try optical filters for B&W.

Novice: Textures

- The texture of your subject matter should be the dominant subject.
- Textures can be bulbous, bumpy, crenellated, crinkled, rough, smocked, smooth
- Texture is NOT the same as pattern

February: **Critique (TBD)**

March: **Standing Out From the Crowd**

- The subject must be very different from all the others in a crowd. e.g., A black swan surrounded by white ones or a single object captured with flash while the other objects are blurred.
- The subject that stands out should not stand out by the use of a photo editing technique. For example in an image of a bowl of apples, it would NOT be acceptable to make all but one apple black and white whereas taking the same photo, but having one apple stand out by controlling depth of field, would be acceptable.

April: **Critique (TBD)**

May: **Predominant Primary Color(s) or Predominant Black or White if Monochrome**

- Primary colors will be defined as the additive primary colors: Blue, Green, and Red ONLY

June: **End of Year Competition**

Members get to vote for the photo of the year from all of the entries for the year, advanced and novice combined.



NATURE VISIONS 2015 PHOTO EXPO

©Bryant Mangan

Friday-Sunday, November 13 - 15, 2015
Hylton Performing Arts Center , Manassas, VA

Web: <http://naturevisions.org>

There is still time to register for Nature Visions. General admission and some lectures are free but you must register.

The Nature Visions Photo Expo is an exciting three day educational event held every year on the George Mason University campus and sponsored by area Camera Clubs including our club. It is open to the public and designed for photographers from beginners to professional.

- **Education** - Attend lectures and workshops led by internationally known professional photographers (some fee based and some free). Don't miss this great opportunity to learn from some of the world's best photographers! Marc Muench, Joe McNally, and Tim Grey just to name a few.
- **Photo Exhibition** - Thirty eight images from NIH Camera Club members have been juried into the Nature and Photo Art exhibits. Come out and see their work! Nature images are in 6 categories: Macro, Water, Landscapes, Birds, Wildlife, and Flora. The Photo Art exhibit is open to all types of non-Nature photography.
- **Merchandise Sales** - Peruse photography equipment, books, tours all at discounted prices

For more information and registration visit: <http://naturevisions.org/>

Contact Jim Turner or Stan Collyer if you have any questions.

Welcome Bruce Liffiton

By Louise McLauhlin

What happens when you mix a yoga class with photography? You become a member of NIHCC. Right? That's what happened to Bruce Liffiton. He met outgoing, energetic, Diane Poole at a Yoga class, who with her great enthusiasm convinced Bruce to visit our club. He did. He jumped right in assisting with the newsletter, winning competitions and exhibiting at Nature Visions Photo Expo 2015. His extraordinary talent began at age eight with a Kodak camera using B&W film in a 110 cartridge film pack. Today he is a free lance videographer, traveling all over, meeting interesting people, and recording great national stories. Talk a look at the pictures below to get to know a little bit more about Bruce. Then say hello to him in person at our meetings.

Welcome Bruce Liffiton. We are so glad you take yoga.



Bruce working the Today Show covering the hurricane in NC a few weeks ago.



Bruce doing a jib arm shoot for Fox News at the White House Tuesday night.



Bruce working on the Daily Show covering The Million Man March.



Bruce adjusting a light on a shoot in New Orleans for the Late Show with Stephen Colbert.

It's Your Website Too

By Emma Beatty Howells

Recently, the club's web site won third place overall in the PSA's annual competition to find the best websites for camera clubs. We were entered in the small club section of this global competition. So now we have an award winning site, what next? Personally, I would like to know what would make the site more appealing for you, the club members to use? A more interactive community perhaps? Ask the expert Q & A forums? More galleries? More links to online inspiration? Have you seen something on other camera club sites that you think we should have on ours?

Changes are coming to the site - for example, I am working with Richard Sprott and Charlie Burke to introduce a way for you to submit your digital images for competitions through the site. We are hoping to have something in place for the December meeting, so keep an eye out for more information. John and Kay Norvell are kindly going to help out with the content of the site too, starting soon. We are already



starting to create galleries of the monthly competition winners.

To take advantage of the improvements I intend to make in the coming months, please register on the site. Registration will allow you to access the 'Members Only' section of the site and start using our on-line community. So far less than half of our members have a username - I think we can all try and improve on that before the holiday party?

Please contact me at embt01@gmail.com if you need help registering or have any comments or suggestions.

CLUB OFFICERS and COMMITTEES

President: George K. Lea-gkolea@yahoo.com
Vice President: Diane J Poole-DianeJPoole@gmail.com
Secretary: Linda Eisenstadt-linstadt@aol.com
Treasurer: Stan Collyer-sccollyer@aol.com
Past President: Susanne Strickland-SandCStrick355@verizon.net
Program Chair: **Vacant**
Education Chair: Jim Turner-Jim_Turner_1945@yahoo.com
Field Trip Chair: **Vacant**
Digital Czar: Quentin A. Fisher-quentin.fisher@verizon.net
Hospitality Chair: **Vacant**
Membership Coordinator: Leonor Guillen: Leoguillen@verizon.net
Nominating Committee Chair: **Vacant**
Outreach Coordinator: Melissa Park: melissa4tcmo@gmail.com
PSA Rep: Dick Sprott-sprottrichard@gmail.com
Nature Visions Rep: Jim Turner-Jim_Turner_1945@yahoo.com
Nature Visions Alternate: Stan Collyer-sccollyer@aol.com
Newsletter Content and Layout: Diane J Poole-
DianeJPoole@gmail.com
Competition winners contact: Bruce Liffiton: bruce@visualedge.tv
Newsletter Proofreader: Stan Collyer-sccollyer@aol.com
Louise McLaughlin: lou.mclaugh@icloud.com
Website Coordinators: John and Kay Norvell norvellj@msn.com
eknorvell@icloud.com
Webmaster: Emma Beatty Howells- embt01@gmail.com
Web Address: <http://www.nihcameraclub.com>

This newsletter is published monthly by the National Institutes of Health Camera Club, Bethesda, MD. Submit items for publication to Diane J Poole DianeJPoole@gmail.com

How to Join the NIH Camera Club

Complete membership form (find on the web site and attached to each newsletter or pick up at a meeting). Please note that you must be a member to compete in the monthly competitions.

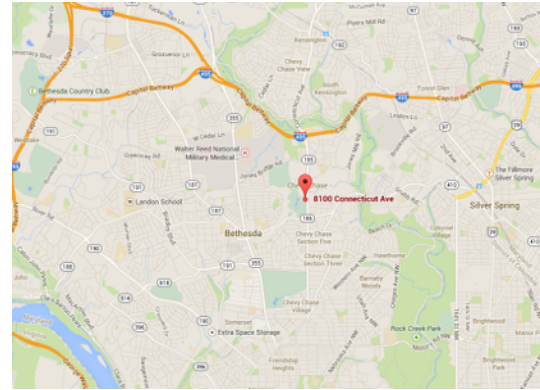
Mail membership form and check to the Treasurer: Stan Collyer 8817 Belmart Road Potomac, MD 20854 or submit at a regular meeting. **You do not have to work at NIH to join the club.**

Meetings

Location

Five Star Premier Residences of Chevy Chase

8100 Connecticut Avenue
Chevy Chase, MD 20815



Competition Night: Second Tuesday of the month
Education Night: Fourth Tuesday of the month

About the NIH Camera Club

The NIH Camera Club is sponsored by the Recreation and Welfare Association of the National Institutes of Health. Its purpose is to encourage its members to increase their knowledge, skills, and enjoyment of photography by holding meetings, classes, lectures, and demonstrations of the various phases of photography, and conducting workshops, photographic competitions, and other photography related activities. Membership is open to all, not just NIH employees.

Meetings are normally held on the second and fourth Tuesday of each month from September through June at 7:00 P.M. at the Five Star Premier Residences on Connecticut Avenue in Chevy Chase, MD, or the Cedar Lane Unitarian Universalist Church in Bethesda, MD.

© NIH Camera Club and its Contributors.

The contents of *Cameraderie* are copyrighted. No material herein may be reproduced in any manner without the written permission of the Editor or the material's author.

MEMBERSHIP APPLICATION and RENEWAL FORM

National Institutes of Health Recreation and Welfare Camera Club (NIHCC)

The NIH R&W Camera Club is sponsored by the NIH Recreation and Welfare (R&W) Association. Historically, the club's membership consisted of current and former NIH employees and their families. The club is now open to anyone who has an interest in photography. However, **all** members must belong to the NIH R&W. Camera club membership is renewable in September. R&W membership is renewable every January. The Treasurer collects Camera Club dues in September and, as a convenience to members, also collects the next year's R&W dues at the same time. The next year's R&W membership materials will then be distributed as soon as they are available.

DATE: _____

NAME: _____

HOME or WORK ADDRESS: _____

PHONE #: HOME _____ CELL _____ WORK _____

E-MAIL ADDRESS _____

Do you want to receive R&W notices by e-mail? Yes _____ No _____

FEES (please check the appropriate line(s):

\$ ___ Single membership: **\$31** + R&W membership (required): **\$9** = **\$40**

\$ ___ Single membership (already R&W member): **\$31** R&W number(s) _____

\$ ___ Family membership: **\$46** + R&W family membership (required): **\$9 each** (each family member must join)

Family members must live in same household 2 family members = **\$64** 3 family members = **\$73**

\$ ___ Newsletter mailing (*newsletter is normally sent by e-mail - pay this **only** if you also want it mailed*): **\$20**

TOTAL AMOUNT PAID \$ _____ Cash _____ Check # _____

MAKE CHECKS PAYABLE TO: **NIH Camera Club**

SEND TO: Stan Collyer, Treasurer
8817 Belmart Road
Potomac, MD 20854
H-301-299-6955
Email: sccollyer@aol.com

Please indicate how you would like to be involved in NIH Camera Club activities:

- | | |
|---|--|
| <input type="checkbox"/> Help find program speakers/judges | <input type="checkbox"/> Assist with field trips or workshops |
| <input type="checkbox"/> Help publicize the Annual Open Competition | <input type="checkbox"/> Assist with bi-annual and other social events |
| <input type="checkbox"/> Help to welcome new members | <input type="checkbox"/> Help with club outreach activities |
| <input type="checkbox"/> Help with club exhibitions | |
| <input type="checkbox"/> Other _____ | |

WAIVER

I hold the NIH Camera Club (NIHCC) and each member of NIHCC, individually and collectively, blameless for any injury that may occur to me or my guests, or my property while participating in any NIHCC activity or event.

Print Name

Signature

Date