

Camraderie

The Newsletter of the NIH R&W Camera Club, Bethesda, MD . . . Vol. 50 (4); April 2015

April's Judge - Roy Sewall



Roy Sewall spent most of his youth in India, Pakistan, Indonesia, and the Philippines, but his State Department family's home base was in Washington, D.C. Roy has a BS in Physics from Case Institute of Technology in Cleveland and a MS in Engineering Science from Penn State. He returned permanently to the Washington area in 1969 and worked for several major technology corporations for over 30 years.



In Iceland - photo by Alan Sislen

Roy's interest in photography evolved from extensive travel in six continents. In 2001, he started his transition to full-time photographer. He always found the Washington area to be one of the most photogenic locations in the world. Roy's first photography book, Our Potomac, from Great Falls through Washington, D.C., was published in 2005. It was inspired by his affection for hiking and bicycling along the river and the adjacent Chesapeake and Ohio (C&O) Canal. The book has led to numerous lecture and slide show engagements with local organizations, and established him as one of the leading photographers of the Potomac River and C&O Canal.




In 2007, Roy became the first Chair of the Board of Directors for the C&O Canal Trust, a non-profit friends group for the National Park Service. In 2013, he joined the Board of Directors of the Potomac

Riverkeeper. Roy has done extensive photography work for river- and C&O Canal-related government and non-profit organizations, as well as private and commercial clients.

Roy's second book, Great Falls and Mather Gorge, was published in 2009. He has been a guest on WETA's TV program Great Views of Washington D.C. He was the lead photographer in the Best of D.C. 2009 publication, among others, and the lead still photographer in The Nature Conservancy's 2011 video The Potomac Gorge. He was a featured guest on Montgomery Community Media TV in 2012.

After completing Great Falls and Mather Gorge, Roy turned to the creation of large fine art prints. He has developed diverse bodies of work for exhibitions that include unusual foreign and domestic landscapes, old European architecture, historical re-enactment, and abstracts. In addition, he offers both private and group instruction to novice and intermediate photographers, and in 2014 became an instructor for the Capital Photography Center.



He has been a member of the North Bethesda Camera Club since 2001 where he has been Chair of their Program and Judges Committee. He was NBCC's Judges and Programs Database Administrator in 2010-2011.

For a link to his books, galleries, prints, instructional opportunities, and other offerings, please see www.roysewallphotography.com.

PSA Rep Rap

By: Dick Sprott



Boy, do I hope that by the time you read this winter will have finally thrown in the towel. As I write this (March 5th), it is snowing hard. I am not really looking forward to more shoveling before heading off to New Zealand with Margaret and granddaughter, Sydney. This is the 14th year we have done a grandkid trip and the last. Once we get back, I'll get Sydney to send me a selection of photos she took on the trip, and together with pictures from each grandson trip, one to Brazil and the other to the Galapagos, I'll work with all three to write an article for the PSA Journal. Writing for the Journal can be fun, and it can be a way to focus your images on a topic of interest. Two members of NIHCC have written articles for the Journal: John Boretos on people

photography (October 2014) -- and he has two more in the queue, and Gosia Bodurka on close ups of flowers and insects (April, 2015). I know that there are more good writers in the club with lots of images to share with the world. Now that winter is over (I hope), use all that new found time to get the great American Photo Essay out of your system. You'll be surprised how much fun it can be. If you would like some advice about the process, Margaret is the Journal editor through October and she will be happy to give advice.

Note, you do need to be a member of PSA to be published in the Journal, so join if you haven't already done so. psa-photo.org

The screenshot shows the top navigation bar of the Photographic Society of America (PSA) website. It features a dark red background with a white search bar on the right. The navigation menu includes links for Home, About PSA, Volunteer, PSA International, Donate to PSA, Contact, and FAQ. Below this, there is a section for 'Society Recognition Award Proposals due March 1, 2015' with a Facebook icon. The main navigation bar lists various categories: Membership, Member Areas, Divisions, Clubs/Councils, Chapters, Exhibitions, PSA Conference, and Education. A secondary navigation bar lists: PSA Journal, Who's Who, Awards, Youth, PSA Galleries, PSA Collections, Competitions, Forms, and Site Map.

2015 PSA Annual Conference - Yellowstone National Park

The 77th PSA Conference has an exciting lineup of photo tours, workshops, programs, featured speakers, and social activities.

DATES: Sunday, September 27 through Saturday, October 3, 2015

CONFERENCE HOTEL:

**Holiday Inn West Yellowstone
315 Yellowstone Avenue W.
West Yellowstone, MT 59758**

Use the "Conference Hotels" link under "More Information" or the "Hotels" link at the top of this page to find out what is available.



Call for Nominations
**The 2015 NIH Camera Club Lorraine Lasko
Service Award**

Last year, our long-time member and dear friend, Lorraine Lasko, passed away. Lorraine made an exceptional contribution to our club by serving as our Program Chair – arranging for all of our speakers and judges – for over 10 years. To honor her, the club created a special award called the NIH Camera Club Lorraine Lasko Service Award (or the “Unsung Hero” award, for short). This is an annual award and it is time to issue the Call For Nominations for 2015.

Our club is fortunate to have many people who have provided significant service to keep the club running smoothly for the benefit of us all – and we are very grateful to all who have given so generously of their time and talents. However, the Lorraine Lasko Service Award will recognize exceptional service to the club, whether it be long-term service like Lorraine’s or service during a shorter period of time that required exceptional time and effort.

To be eligible for the award, a nominee must be a current member of the NIH Camera Club. However, the service to be recognized may be either past service or service the member is currently providing. An individual member may only win the award once. The award winner will be selected by the Board in a written, secret ballot. Current Board members are eligible for the award; however, if they are nominated, they must recuse themselves from voting to select the winner of the award.



Photo by Doug Bolt

Nominations must be received by no later than Friday, May 15, 2015

Name of Nominator: _____ Date: _____

Name of Nominee: _____

Reasons for nominating this person for the Lorraine Lasko Service Award:

(Use additional paper if necessary)

Send your nomination by regular mail or email to: Pete Guion
2445 Lyttonsville Rd., Apt. 703
Silver Spring, MD 20910
Email: photopete96@gmail.com

Nominations must be received by no later than Friday, May 15, 2015.

Welcome Janet Nash

By: Morris Pelham



Janet Nash joined the NIHCC in December 2014. Her first entry was the photo shown below in the Novice Digital competition for the January 2015 meeting.

Janet explained her image. She went on a Cultural Photo Exchange trip to Cuba in April 2014. It was not easy for an American to visit Cuba. She needed approval from both the US and Cuban governments and approval required some sort of cultural component. She joined a group of seven photo tourists who were mostly members of US photo clubs, which is where she got the idea to join a club herself. She enjoyed the social interaction with the other photographers on the trip. There were also several Cubans involved to introduce

the group to individual Cubans they might want to photograph and to give help with photo software and other technical issues.



Photo by Morris Pelham

Janet walked away from the group from time to time and one day saw an interesting young man on a construction site who saw Janet and her camera, pulled up his shirt to show off his tattoo, then smiled and went back to work. Janet walked away. No money changed hands, no talk. Just one quick photo of a young man proud of his tattoo, which she says is not often allowed in Cuba.

Janet used the camera shown in the photo, a Panasonic Lumix DMC-LX7. She used a tripod on the trip but not for this photo. Images were stored in the camera as JPEGs and not printed. This image was processed with iPhoto for the competition but not with Aperture.



Photo by

Competition Winners - Wide Angle

MEMBER	LEVEL	CATEGORY	TITLE	PLACE
Gosia Klosek	Novice	Monochrome	Sunset on Trail	1st
Diane Poole	Novice	Monochrome	Man's Best Friend	2nd
Saul Pleeter	Advanced	Monochrome	Cellblock 2	1st
Suzanne Dater	Advanced	Monochrome	Victoria Falls Canyon	2nd
Saul Pleeter	Advanced	Monochrome	Cellblock 15	3rd
Gosia Klosek	Novice	Color Prints	Ready for a Festival	1st
Beth Koller	Advanced	Color Prints	Home of the Ancients	1st
Suzanne Dater	Advanced	Color Prints	Grand Teton Reflection	2nd
Stan Collyer	Advanced	Color Prints	Sanctuary River, Denali	3rd
Stan Collyer	Advanced	Color Prints	Christmas at the Temple	4th
Chiyuki Tanaka	Novice	Digital	Sunrise	1st
Sherry Hogue	Novice	Digital	Wheat Sheaves	2nd
Diane Poole	Novice	Digital	New Years Morning 2015	3rd
Diane Poole	Novice	Digital	Falls Church HS Jaguars	HM
Doug Frazier	Novice	Digital	MARC Trail	HM
Kay Norvell	Novice	Digital	Zion Narrows	HM
Beth Koller	Advanced	Digital	EyeFocus	1st
Margaret Sprott	Advanced	Digital	Texas Marsh	2nd
Shaun Moss	Advanced	Digital	Mack Truck Beauty Pageant	3rd
Shaun Moss	Advanced	Digital	Currituck Lighthouse	HM
Beth Koller	Advanced	Digital	Labyrinth	HM


Competition Winners - Wide Angle



1st Place Advanced Monochrome Print
“Cell Block 2” by Saul Pleeter

Both images were taken with a Nikon D300s using a Tamron 11-16mm lens. As you can imagine, space was very tight, so a wide-angle lens was needed to expose as much of the living space as possible. In addition to tight, the lighting was not great and I had to use a tripod with exposures of 1.0 sec (Cellblock 2) and 1.5 sec (Cellblock 15) at f/7. I like to use f/7 or f/8 on this particular lens because I believe it is the sharpest. Images were taken at Lorton Prison May 30, 2014.

3rd Place Advanced Monochrome Print
“Cell Block 15” by Saul Pleeter



Competition Winners *cont.*



2nd Place Advanced Monochrome Print
“Victoria Falls Canyon”
by Suzanne Dater

The day I took this image, mist and water did not totally obscure the scene, as it usually does. The path is right by the canyon overlooking it. Thus I was able to capture the mist and water in the air on either side the canyon as well as the falls themselves in the distance. With my lens at 17mm, I got the rocks on the left and tree and plants on the right in focus to frame the shot. I processed the shot in Lightroom converting from color to black and white and spent a lot of time getting the light and dark properly balanced. I used the Lightroom Adjustment Brush tool extensively to bring out the falls and mist in the far distance which did not appear when I converted the shot to B & W. After the third print trial, using Premium Matte Paper on my Epson Stylus Photo R2880 printer, I was satisfied as this was my second try at making a Black and White print. And the judge even complimented me on the printing! Nikon 300, 17-35mm, f/8, 1/1000, ISO 1100



1st Place Novice Monochrome Print
“Sunset on Trail” by Gosia Klosek

The sun was low but still very intense, casting unusually strong shadows. We were at the right place and the right time. Our shadows clearly projected on a rock in front of us. The path was winding around the corner and distant mountains were visible on the horizon. Nikon 20mm f/5.6, 1/100, ISO 100.



2nd Place Novice Monochrome Print
“Man's Best Friend”
by Diane Poole

I took this photo while walking on Rock Creek Trail during the first snow storm in February. Canon 18-55 with a wide angle attachment at 55mm. f/6.3, 1/125, ISO 100.



1st Place Novice Color Print

"Ready for a Festival"

by Gosia Klosek

Hundreds of colorful paper lanterns were hung in preparation for a festival in this Korean temple. The intensity of colors and their patterns were special, as the lanterns were flown above our heads and seemed to go on forever. Before printing this picture, I straightened some of the lanterns because of the wide angle aberration. Nikon 20mm. f/7.1, 1/160, ISO 100.

1st Place Advanced Color Print

"Home of the Ancients"

by Beth Koller

Taken after a 2.5 hour hike into this area using the widest setting of my wide angle lens to capture this overhanging rock roof. The length of the floor was no more than 30 feet across. A tripod and cable release were used to permit image capture at an ISO of 200. The Fall light was gently angled to highlight one of the granaries.



2nd Place Advanced Color Print

"Grand Teton Reflection"

by Suzanne Dater

The day I took this image was beautiful with no wind. So it was possible to get a good reflection. I processed it in Lightroom and printed it on Ultra Premium Luster Photo Paper on my Epson Stylus Photo R2880 printer. With the sedges at lower right in focus, I got a good depth of field which balanced the composition with the clouds at upper left. The few patches of snow in the mountains helped give the shot the necessary color contrast. Nikon 700 17-35mm, f/16, 1/13, ISO 100.



Competition Winners *cont.*



3rd Place Advanced Color Print

"Sanctuary River, Denali"

by Stan Collyer

This image was taken in Alaska's Denali National Park, while on a 7-hour bus ride to the North Face Lodge in late August. As we crossed the Sanctuary River, I noticed that the sun had just broken through the clouds and was illuminating the beautiful fall foliage on the far hills. I was able to capture this image, hand-held, as the bus briefly paused. It was just one of those lucky moments. 16mm, f/11, 1/640, ISO 800.

Honorable Mention Advanced Color Print

"Christmas at the Temple"

by Stan Collyer

I try to visit the grounds of the Mormon Temple in Kensington, MD at least once during the Christmas season, as there are always plenty of photo opportunities. This time I was experimenting with an 8-15mm fisheye zoom lens, which enabled me to get my tripod very close to the fountain while still capturing the trees and bushes lining the path to the temple. 12mm, f/4, 1/80 sec., ISO 1600.



1st Place Advanced Digital

"EyeFocus" by Beth Koller

This image was taken hand held. It required bracing on the railing and gently pressing the shutter button while exhaling. The wide angle distorted the edges of the frame-including the staircase railing-which was already asymmetric by design. Because of the wide angle lens, the depth of field was sufficient with an f/9 aperture. 10-24mm lens, f/9, ISO 1600.



Competition Winners *cont.*

2nd Place Advanced Digital

“Texas Marsh” by Margaret Sprott



I took this photo with my Kodak point and shoot digital camera in 2005 on a trip to Texas which included going to and from Big Bend National Park. I cropped out a small amount of the sky in Photoshop. I used Levels, and Curves to make the image more striking. I used Vibrance to give it a little more "pizazz" but did not have to increase the saturation. Brightness/Contrast sliders were used to increase the contrast a little. Finally I sharpened the image and saved it so I could use it later at whatever size I wanted. When I exported it for the competition I changed the size to 1129x800 pixels and sharpened it once again. 18mm, f/6.7, 1/1000, ISO 80.

3rd Place Advanced Digital

“Mack Truck Beauty Pageant” by Shaun Moss


The key ingredient of this composition was a lightweight aluminum step stool which allowed me to get my camera high enough off the ground to shoot down onto the hoods of the trucks and, therefore, create a composition based on a receding diagonal line of trucks from the bottom-left corner of the frame to the top-right. Had I been standing on the ground, I would have been able to capture only the side of the nearest truck. The unusual look of the image comes from the fact that it was shot in infrared, then PP as a faux colour infrared image. It was shot in mid-afternoon on a bright, sunny day in the middle of summer, as IR works best in bright sunlight, which makes full vegetation glow. Nikon D90 (IR converted at 590nm), f/16, 1/20, ISO 200.



Honorable Mention Advanced Digital

“Currituck Lighthouse” by Shaun Moss

This shot was taken hand-held (almost bottom of the stairwell). In post processing, I boosted the warmth of the checkered floor and reduced the saturation of the walls and staircase to create a contrast between cool and warm tones. Nikon D800, WB cloudy, F/22, 1/60, ISO 100.



Competition Winners *cont.*



1st Place Novice Digital

“Sunrise” by Chiyuki Tanaka


This photo was taken in Chincoteague Bay Area very early in the morning. I used a wide angle, 10-20mm, lens.



2nd Place Novice Digital

“Wheat Sheaves” by Sherry Hogue

This image was taken on an early morning drive (6:30 am) through Amish Country "Big Valley" in Belleville, Pa. I hand held the camera, using burst mode to help in the selection of the sharpest image. I used Lightroom and Viveza 2 in post processing. Using the highlight, clarity and structure sliders allowed me to pull out the clouds for a more dramatic image. Canon 70d, 21mm, f/11, 1/100, ISO 800.



3rd Place Novice Digital

“New Years Morning 2015” by Diane Poole

My settings for this picture: Canon Fisheye 8-18mm. f/4, 1/40, ISO 600.

Travelogue



Visit Southeast Asia

Don't Miss This Travel Show of Wonder and Beauty

Join photographers John and Kay Norvell on their journey to Vietnam, Cambodia, and Bangkok. Experience their once-in-a-lifetime cruise on the Mekong River, one of the world's great rivers.

Thursday April 23 at 8 pm

Community Room


NIH CAMERA CLUB

Opportunities

Through the Lens: A Photographer's Journey

By: Dale Bruce

Sponsored by: North Bethesda Camera Club
April 19, 2015 8:30-4:30
Rosborough Cultural Arts Center
Asbury Methodist Village
Gaithersburg MD
\$ 35



This program, called [“Through the Lens: A Photographer's Journey.”](#) will feature **Bruce Dale, an award-winning National Geographic Photographer**, as the keynote speaker. Bruce will share his photographic experiences and his ideas about where photography is headed. The program will also include a panel discussion on challenges to photographic creativity, with input from not only Bruce but also Elizabeth Krist (photo editor at the National Geographic) and others. Major sponsors of the event at this point

include Mac Business Systems, Nikon, Epson, Ace Photo, and Fuji.

Tickets for this special event are \$35, and are available on a first-come, first-serve basis. Ticket price includes a seat for the presentations; food, access to the vendor hall, and a chance to win exciting door prizes from vendors such as Adobe and Think Tank. For more information and to register, please visit <http://www.nbccmd.org/event2015.htm>.

Workshop: Innovative Ways to Share Your Photos

By: Betty Caldwell

NIH Education Night
Premier Residence
April 28, 7pm



Dynamic Slideshows

- The first will be techniques for making advanced slideshows to present your images. Betty will demonstrate the process which incorporates your choice of a myriad of special effects, movement, and your choice of music and text. The process is very user friendly and integrates easily with Lightroom and Photoshop.

Living Pictures

- Then Betty will introduce a new process to produce “living pictures”, still pictures that come to life! Also called cinemagraphs or “Harry Potter pictures”, they offer great opportunities for personal creativity and a whole new look for your images.

START COLLECTING YOUR IMAGES TO SUBMIT TO THE EXPO NOW

NATURE VISIONS PHOTO EXPO <http://naturevisions.org>

November 13-15, 2015
Hylton Performing Arts Center, Manassas, VA

The Nature Visions Expo is an exciting three day educational event held every year on George Mason University's campus and sponsored by area Camera Clubs including our club. It is open to the public and designed for photographers from beginners to professional.

Since NIHCC is a sponsoring club **YOU are encouraged to participate in the following:**

- Education - Attend lectures and workshops led by professional photographers (some fee based and some free)
- Photo Exhibition - Submit your images to a juried exhibition (some 300 out of 1000+ to be chosen)
- Merchandise Sales - Pursue photography equipment, books, tours all at discounted prices.
- Volunteering - work for a couple of hours on tasks such as checking in registrants, setting up, supporting/assisting workshop leaders, taking ticket, etc.



Nature Visions Photo Expo
November 13-15, 2015
Hylton Performing Arts Center
Manassas, Virginia

Acadia Images Photography Workshops

*Workshops offered April - November
Book to suit your schedule.*

<http://acadiaimages.com>

Opportunities *cont.*

Upcoming

24th KEEP MONTGOMERY COUNTY BEAUTIFUL

By: Beth Koller

START PLANNING NOW! FIRST NOTICE.

The Montgomery County Department of Transportation (MCDOT) and the Keep Montgomery County Beautiful



(KMCB) Task Force annually sponsor Beautification and Photography contests.

The Beautification Contest recognizes landscaping projects that enhance the appearance of commercial properties, residential properties, County median strips, County roadsides, or other public locations in the County. (Although this might not seem immediately germane, the featured locations can provide potential sites for photographers.)

The Photography Contest typically features five subject categories: *Montgomery County by Day*; *Montgomery County by Night*; *Montgomery County Landmarks*; *Montgomery County, Her People at Work* (and contributing to the beauty and/or livability of the County; not limited to County Employees); and *Montgomery County, Her*

People (participating in leisure activities, productive activities, and/or community service). There is an optional *Youth Category* for those under 18 years of age who wish to be judged against their peers.


The photography contest is limited to current residents of Montgomery County. Only one submission is permitted. (However, images that can qualify for this contest can also qualify for the category “Montgomery County” in the August Montgomery County Agricultural Fair.) An independent judge will assess the work on the basis of relevance of the subject matter, overall impact, composition, technique, and originality. (Think about locations other than Lower Montgomery County, the Potomac River, and the C&O Canal. Look at the lists of County Parks and County construction projects. Consider historic buildings—especially those scheduled for demolition or damaged by fire or other calamity.) Matted entries with specific size requirements are due mid-June, with the final date still to be determined. Model releases are needed if individuals can be recognized. More information and downloadable entry forms are available from the MCDOT website (www.montgomerycountymd.gov/dot-dir/index.html) or the Community Outreach Office (240-777-7155, www.mcdot.outreach@montgomerycountymd.gov). A sample of a 2013 entry form (www.montgomerycountymd.gov/dot-dir/Resources/Files/BAC/2013/2013%20Photography%20Contest.pdf) may be useful.

There is an awards banquet in October. All participants are invited and may bring a guest. Winners are notified that they have “placed” in the competition, but the final standings announced at the banquet itself. The images are used in various public buildings such as libraries for the next several years and are then returned. The County benefits from having a large number of entries and the quality of the contest improves when skilled photographers, such as those in the Club, enter. The dinner also offers the opportunity to recruit new members.



Museum Field Trip

By: Louise McLaughlin



Jim and Kay Norvell led a field trip to the Smithsonian National Museum of Natural History (NMNH) Saturday, January 31st. Eleven members enjoyed the two exhibits. One of the exhibits entitled "Wilderness Forever" celebrated the 50 year anniversary of the Wilderness Act. The other exhibit was the NMNH's annual Nature's Best awards.



Photos by John Norvell

Back Row L to R: Kay Norvell, John Norvell, Kevin Hanlon, Gary McDavid,
Front Row L to R: Linda Cook, Kate Chung, Melissa Park, Susanne Strickland,
Grace Park, and Louise McLaughlin.

Harvey's Kupferberg's Travelogue

By: Gary McDavid



Photos by Doug Bolt

On February 24, Harvey Kupferberg gave us a wonderful educational presentation featuring images from his trip to Jersey (and other Channel Islands) and to Northern France. We were treated to a number of beautifully captured coastal images as Harvey discussed various photographic techniques. For example, he told us how to bring everything in an image into focus – first, set the camera's auto focus to use only the auto focus button on the back of the camera; then extend a telephoto lens to its maximum length; then, using the camera's back focus button, focus on a distant point in the image; then, leaving the focus at that setting, retract the lens to its minimum length, and take the picture. It works very well if you want that effect. Harvey

also showed how to achieve a silky effect on ocean water by using a neutral density filter to slow the shutter speed, and he described various ways to compose a picture to show depth and style in the image. It was a lovely evening with a talented photographer.

Harvey also discussed the logistics of his trip, which would be important to know if you are interested in going there, and how he arranged the trip through Andy Habin and Tricia Kennedy who lead educational photographic tours there. For more information about Andy and Tricia, see <http://www.fototonic.co.uk/about>.




Two Cups of Rice - NIHCC goes to the Philippines


By: Dick Sprott



Three members of the NIHCC (Geoff Grant, Louise McLaughlin, and I) left the cold and snowy environs of MD and southern PA on February 2nd to fly to Cebu Island in the Philippine islands and warmer photo opportunities. We joined Gem and Vincent Lawrence for a spectacular workshop in a venue seldom reached by American photographers. Vincent and his father, Tom operate Acadia Images, a small photo tour and education business in Bar Harbor, ME. Five NIHCC club members attended a workshop with Tom and Vincent in June this year and found Vincent's sure touch with post-processing education and field opportunities very useful.



This trip was the first that Vincent and Gem have led outside the US. Gem is a Philippina and knows the country well. The trip was exceptionally well planned and took us to five of the 7,109 Philippine islands. Two of the islands we visited (Danjungan and Apo) were among the top ten natural reserves in the islands. We were able to photograph wonderful sunrises and sunsets on the beaches while enjoying the Spartan accommodations on these islands (think bucket shower and no hot water).



The scenic opportunities were a main feature of the trip, but cultural opportunities were built into our itinerary in almost every place we visited. Photographing people became a staple everywhere we went, with Louise homing in on school children, Geoff searching for the unusual and Dick looking for people shots. Philipinos are eager participants in the photo process, posing cheerfully and viewing the results with a giggle and a smile. Nearly every day began at 4:30 or 5:00 AM for sunrise, then a visit to some special place, followed by post-processing, nap time and then back in the field for more photo ops and sunsets.

Unfortunately, we had to return to cold and snowy Dulles airport February 16 relaxed and tan. Perhaps not quite ready to wield a snow shovel, but certainly with heads full of wonderful images and memories. Oh, and about those two cups of rice, we discovered that the five of us could not consume 5 cups of rice (especially at every meal) so after slowly working our way down from five to four, to three, to two we settled on two cups of rice per meal and two cups of rice as our mantra. What can I say; all that early morning sunrise photography added our brains.



Philippines cont.



Photo by Dick Sprott



Photo by Geoff Grant



Photo by Geoff Grant



Photo by Tourist



Photo by Geoff Grant



Photo by Louise McLaughlin



Photo by Louise McLaughlin



Photo by Tourist



Photo by Dick Sprott



Photo by Louise McLaughlin



Photo by Dick Sprott



Photo by Louise McLaughlin

Calendar of Monthly Meetings

Date	Location	Topic	Speaker
April 14 7 PM	Premier Residence	Competition Night Topic: Geology in Nature	Roy Sewall
April 23 8 PM	Premier Residence	Travelogue Topic: SouthEast Asia	John and Kay Norvell
April 28 7PM	Premier Residence	Educational Night Topic: Innovative Technologies	Betty Caldwell
May 12 7 PM	Premier Residence	Competition Night Topic: Open	Marsha Liebl
May 19 8 PM	Premier Residence	Travelogue Topic: Vietnam	Saul Pleeter Oksana Dukhanina
June 9 7 PM	Cedar Lane Unitarian Universalist Church	Annual Social Dinner	Members

NIH Camera Club Competition Topics 2015

April 14th – Geology (an aspect of nature)

The focus of the image should be some aspect of geology. It could be a large geologic formation or something as small as crystals.

May 12th – Open

Any subject that produces an interesting image. It could consist of people, places, or things. Here is a chance to include sunrises/sunsets, sports

events, humorous moments, photojournalistic happenings, street market scenes, a gala celebration, abstracts, and nonrepresentational subjects and techniques.

June 9th – Annual Social Dinner

Members' Best Shots of the Year - Members bring food, select, enter and vote for each of the best of two shots they competed during the year in Digital, Black and White, and Color Prints.

CLUB OFFICERS and COMMITTEES

President: *Susanne Strickland-*
SandCStrick355@verizon.net

Vice President: *Jordan Snyder-*josnyder@comcast.net

Secretary: *Linda Eisenstadt-*linstadt@aol.com

Treasurer: *Stan Collyer-*sccollier@aol.com

Past President: *Dick Sprott-*sprottrichard@gmail.com

Program Chair: *Suzanne Dater-*sdater@gmail.com

Education Chair: *Jim Turner-*
Jim_Turner_1945@yahoo.com

Field Trip Chair: **Greg Holden-**
gholden@imagesunderfoot.com

Digital Competitions: *Yaakov Gridley-*gridleys@aol.com

Hospitality Chair: *Morris Pelham-*CMPelham@msn.com

Membership Coordinator: *Margaret Sprott-*
margaret.sprott@gmail.com

Nominating Committee Chair: *Beth Hunter-*
hunterbeth@comcast.net

Outreach Coordinator: *Betty Caldwell-*
bcaldwell@comcast.net

PSA Rep: *Dick Sprott-*sprottrichard@gmail.com

Nature Visions Rep: *Jim Turner-*
Jim_Turner_1945@yahoo.com

Alternate: *Stan Collyer-*sccollier@aol.com

Newsletter Editors:

Content: *Gary McDavid-*gmcdavid@verizon.net

Layout: *Louise McLaughlin-*lou.mclaugh@gmail.com

Layout: *Sherry Hogue-*sherryhogue@comcast.net

Webmaster: *Emma Beatty Howells-*embt01@gmail.com

Website Committee Chair: *Saul Pleeter-*pleeters@gmail.com

Web Address: <http://www.nihcameraclub.com>

This newsletter is published monthly by the National Institutes of Health Camera Club, Bethesda, MD. Submit items for publication to Gary McDavid at gmcdavid@verizon.net

How to Join the NIH Camera Club

Complete membership form (find on the web site and attached to each newsletter or pick up at a meeting). Please note that you must be a member to compete in the monthly competitions.

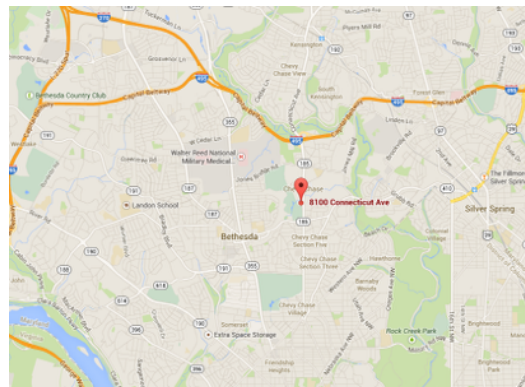
Mail membership form and check to the Treasurer: Stan Collyer 8817 Belmart Road Potomac, MD 20854 or submit at a regular meeting. **You do not have to work at NIH to join the club.**

Meetings

Location

Five Star Premier Residences of Chevy Chase

8100 Connecticut Avenue
Chevy Chase, MD 20815



Competition Night: Second Tuesday of the month
Education Night: Fourth Tuesday of the month

About the NIH Camera Club

The NIH Camera Club is sponsored by the Recreation and Welfare Association of the National Institutes of Health. Its purpose is to encourage its members to increase their knowledge, skills, and enjoyment of photography by holding meetings, classes, lectures, and demonstrations of the various phases of photography, and conducting workshops, photographic competitions, and other photography related activities. Membership is open to all, not just NIH employees.

Meetings are normally held on the second and fourth Tuesday of each month from September through June at 7:00 P.M. at the Five Star Premier Residences on Connecticut Avenue in Chevy Chase, MD, or the Cedar Lane Unitarian Universalist Church in Bethesda, MD.

© NIH Camera Club and its Contributors.

The contents of *Cameraderie* are copyrighted. No material herein may be reproduced in any manner without the written permission of the Editor or the material's author.

